

OUR NAME SHOWS UP IN THE FINEST CIRCLES



EARL'S LOGO IS A familiar sight in winner's circles around the world.

No competitor even comes close to our list of winning customers:

1. Since 1973 **832** of the **860** cars qualified for the Indianapolis 500 and **all** of the winners have used Earl's Performance plumbing.
2. For two decades, the majority of Formula One Teams have used Earl's Products.
3. Most leading NASCAR, IMSA, GTP, SCCA, NHRA and SCORE competitors insist on Earl's.

DEAR READER:

At Earl's we are very proud of our track record.
(Pun fully intended.)

We feel this record has been the direct result of our setting the following goals when we started supplying products directly to the racer from our Lawndale retail store over 30 years ago:

1. Supply the best product
2. Offer the best value
(not necessarily the cheapest price)
3. Provide the best service.

Today we still strive to achieve these goals through a selected network of distributors around the world.

Thanks to our loyal customer base we have been able to grow from our 1st 3,000-square-foot store into manufacturing, distribution and retail facilities that occupy over 50,000 square feet.

To those of you that have helped us grow – thank you for your continued loyalty and trust.

To those of you that we have not yet been able to serve – please give us a chance to show you what we can do.

To all of you – we pledge to continue to do our very best to earn your continued support.

R.E. Fouts
President

INDEX

HOSE

Perform-O-Flex™	4
Auto-Flex™	5
Ruff-Stuff™	6
Super Stock	20
Power Steering	26
Speed-Flex™	27
Form-A-Flex	33
Aluminum Tubing	55

HOSE ENDS

Swivel-Seal™	7-11
Ano-Tuff™	9
Auto-Fit™	12-13
Adjustable Auto-Fit™	14
Auto-Mate	15
Auto-Crimp	15
Quik Fit™	16-17
Super Stock	21
Auto-Fit SS™	22
EZ FIT	23
Econ-O-Fit™	24
Power Steering	26
Speed Seal™	28-32
DOUBLE ECON-O-FIT®	33
Quick Disconnect	48
Quik Fit™	17

HOSE COVERINGS

Shrink Tubing	24
Flame Guard	24
Tube Braid	25

ADAPTERS

Aluminum	36-39
Special	39-41
Steel	42-43
Brake & Hydraulic	44

KITS

Fuel Line Kits	18-19
Speed-Flex™	34-35
Pressure Test	55

PLUMBING ACCESSORIES

Tools	20, 25, 52-55
Adapters	45
Gauges	45
Clamps	46-47, 60
Filters	48
Valves	48-49
Seals	50-51

CUSTOM HARDWARE

Hardware Kits	56-58
Brackets	57-58
Breathers	59
Covers	56, 59-60

TECHNICAL SECTION

Charts	62-63
Hose Assemblies	63-67

USE WITH SWIVEL SEAL, AUTO-FIT or AUTO-MATE HOSE ENDS

EARL'S PERFORM-O-FLEX stainless braid-protected synthetic rubber hose is the premium quality racing hose depended on by the top racing teams of every professional sanctioning body in the world.

PERFORM-O-FLEX features an inner liner of Temprel synthetic rubber. A partial coverage protective sheath of stainless steel braid is embedded in the liner during manufacture. The reinforced hose liner is then bonded to a full-coverage outer protective sheath of high tensile stainless steel wire braid. Tougher than this, hose doesn't get. Yet Perform-O-Flex, with its Temprel inner liner, remains flexible at temperatures between -40 and +300 degrees F. Racing Greats have depended on PERFORM-O-FLEX hose and SWIVEL-SEAL hose ends since 1972.

Perform-O-Flex hose is intended for use with Swivel-Seal, Auto-Fit and Auto-Mate hose ends only. No other Earl's hose ends are intended for use with Perform-O-Flex hose. The use of other manufacturer's hose ends is not recommended.

If you are going to pay for the best—demand it. Insist on Earl's PERFORM-O-FLEX hose and SWIVEL-SEAL or AUTO-FIT hose ends.



In recent years various fuel manufacturers may have added any number of new unpublished additives to their blends. It is therefore very important to know how the tube compound used in the inner liner of our Super-stock, Auto Flex and Perform-O-Flex or any other brand of elastomeric hose will react with a specific fuel. Because of the unknowns described above, we are unable to guarantee that the below listed hoses are the best possible products to use with any specific fuel. If in doubt use teflon lined hose. Perform-O-Flex hose is not to be used with brake fluid.

Size	Typical Application
4	Small Oil & Fuel Lines, Pressure Gauges, Vacuum Lines
6	Carburetor, Fuel & Oil Lines
8	Water, Fuel & Oil Lines
10	Oil & Fuel Lines, Heater Hoses
12	Water, Fuel & Oil Lines, Heater Hoses
16	Water, Dry Sump & Fuel Lines, Heater Hoses
20	Fuel, Water & Radiator Lines
24	Water & Radiator Lines

NOTE: Earl's reserves the right to substitute hose of comparable or improved quality.

* When used with Auto-Fit™ or Swivel-Seal™ hose ends.

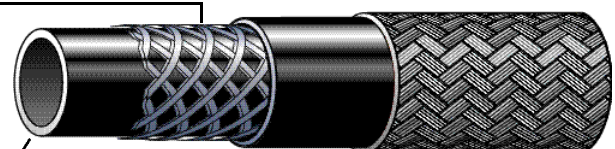
** Pressure limiting factor will be the hose clamp.

The hose limit far exceeds any pressure obtainable by clamping.

Hose Size	I.D.	O.D.	Maximum Operating Pressure (PSI)*	Maximum Clamped Pressure Rating (PSI)**	Minimum Bend Radius	Bulk Part No.	3 ft. PC	6 ft. PC	10 ft. PC	20 ft. PC
							Part No.	Part No.	Part No.	Part No.
4	7/32"	7/16"	1500	250	2"	400040	403004	406004	410004	420004
6	11/32"	35/64"	1500	250	2.5"	400060	403006	406006	410006	420006
8	7/16"	41/64"	1500	250	3.5"	400080	403008	406008	410008	420008
10	9/16"	51/64"	1250	250	4"	400100	403010	406010	410010	420010
12	11/16"	15/16"	1000	250	4.5"	400120	403012	406012	410012	420012
16	7/8"	1-5/32"	750	250	5.5"	400160	403016	406016	410016	420016
20	1-1/8"	1-7/16"	500	250	8"	400200	403020	406020	410020	420020
24	1-3/8"	1-45/64"	250	250	9"	400240	403024	406024	410024	420024

Partial Coverage Stainless Steel Inner Braid is woven into the inner liner of Temprel high-temperature synthetic rubber. The timing of the braiding and the curing of the rubber during construction are the key to achieving the desired flexibility and mechanical bond between the braiding layers. Beware of cheaper hoses that do not have this critical mechanical bond.

The Inner Liner constructed from Temprel synthetic rubber tube, clean and fast flowing, provides constant flow at operating temperatures from -40° to +300 F.



Full Coverage Outer Braid of High Tensile Stainless Steel bonded to the hose liner provides maximum pressure capabilities, while maintaining the beauty, and flexibility that is responsible for the popularity of PERFORM-O-FLEX hose.

AUTO-FLEX™ HTE† HOSE



†HIGH TEMPERATURE ELASTOMERIC

USE WITH SWIVEL SEAL, AUTO-FIT or AUTO-MATE HOSE ENDS

A **STAINLESS BRAIDED HOSE** at a price competitive with the imports. Earl's AUTO-FLEX™ HTE stainless braid-protected synthetic rubber hose is manufactured to our specifications in the U.S.A.

Earl's AUTO-FLEX HTE hose features a recommended temperature range and maximum operating pressure equal to our premium quality Perform-O-Flex hose...at a much better price. A partial coverage textile inner braid is imbedded in the HTE liner during manufacture. The hose is finished with a full coverage stainless steel braid which is bonded to the reinforced HTE liner. Continuous use temperature rating is -40 to +300 degrees F.

Auto-Flex hose is intended for use with Swivel-Seal, Auto-Fit and Auto-Mate hose ends only. No other Earl's hose ends are intended for use with Auto-Flex™ hose. The use of other manufacturers hose ends is not recommended.

NOTE: Earl's reserves the right to substitute hose of comparable or improved quality.

* When used with Auto-Fit™ or Swivel-Seal™ hose ends.

** Pressure limiting factor will be the hose clamp.
The hose limit far exceeds any pressure obtainable by clamping.

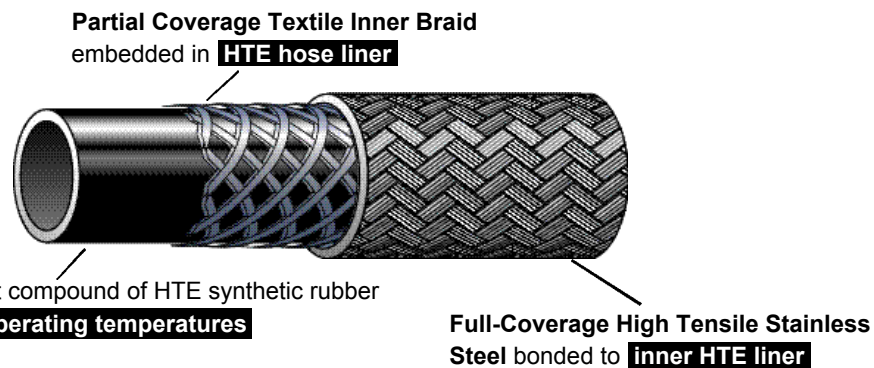


In recent years various fuel manufacturers may have added any number of new unpublished additives to their blends. It is therefore very difficult to know how the tube compound used in the inner liner of our Super-stock, Auto Flex and Perfor-O-Flex or any other brand of elastomeric hose will react with a specific fuel. Because of the unknowns described above, we are unable to guarantee that the below listed hoses are the best possible products to use with any specific fuel. In doubt use teflon lined hose. Auto-Flex hose is not to be used with brake fluid.

Size	Typical Application
3/4	Small Oil & Fuel Lines, Pressure Gauges, Vacuum Lines
5	Fuel & Vacuum Lines where Hose is Clamped
6	Carburetor, Fuel & Oil Lines
7	Fuel, Vacuum & Oil Lines
8/9	Water, Fuel & Oil Lines
10/11	Oil & Fuel Lines, Heater Hoses
12	Water, Oil Lines & Heater Hoses
14	Water Lines
16	Water, Oil Lines & Heater Hoses
18	Water Lines
28	Water & Radiator Lines
32	Water & Radiator Lines

Hose Size	I.D.	O.D.	Maximum Operating Pressure (PSI)*	Clamped Maximum Pressure Rating (PSI)**	Minimum Bend Radius	Bulk Part No.	3 ft. PC Part No.	6ft. PC Part No.	10 ft. PC Part No.	20 ft. PC Part No.
3	5/32	3/8	—***	250	2"	300003	303003	306003	310003	320003
4	7/32"	7/16"	1500	250	2"	300004	303004	306004	310004	320004
5	1/4"	1/2"	—***	250	2"	300005	303005	306005	310005	320005
6	11/32"	35/64"	1500	250	2 1/2"	300006	303006	306006	310006	320006
7	3/8"	5/8"	—***	250	3"	300007	303007	306007	310007	320007
8	7/16"	41/64"	1500	250	3 1/2"	300008	303008	306008	310008	320008
9	1/2	23/32	—***	250	3 1/2"	300009	303009	306009	310009	320009
10	9/16"	51/64"	1250	250	4"	300010	303010	306010	310010	320010
11	5/8	7/8	—***	250	4"	300011	303011	306011	310011	320011
12	11/16"	15/16"	1000	250	4 1/2"	300012	303012	306012	310012	320012
14	3/4"	1-1/32"	—***	250	5"	300014	303014	306014	310014	320014
16	7/8"	1-5/32"	750	250	5 1/2"	300016	303016	306016	310016	320016
18	1"	1-5/16"	—***	250	7"	300018	303018	306018	310018	320018
28	1-1/2"	1-27/32"	—***	50	11"	300280	303028	306028	310028	320028
32	1-3/4"	2-1/8"	—***	50	12.5"	300320	303032	306032	310032	320032

*** Only Econ-O-Fit available for these sizes



USE WITH SWIVEL SEAL, AUTO-FIT or AUTO-MATE HOSE ENDS



In recent years various fuel manufacturers have added any number of new unpublished additives to their blends. It is therefore very difficult to know how the tube compound used in the inner liner of our Super-stock, Auto Flex and Ruff-Stuff or any other brand of elastomeric hose will react with a specific fuel. Because of the unknowns described above, we are unable to guarantee that the below listed hoses are the best possible products to use with any specific fuel. If in doubt use teflon lined hose. Ruff-Stuff hose is not to be used with brake fluid.



Stainless steel outer braid is abrasive by nature. In many applications protection is necessary to prevent aluminum or composite chassis skins, water tubes etc. from being damaged by the hose. For decades racing mechanics have spent hours installing vinyl shrink tubing over braided hose. This practice is expensive, time consuming and seriously decreases the flexibility of the hose.

RUFF-STUFF solves all of these problems. RUFF-STUFF is PERFORM-O-FLEX hose with a thin covering layer of extruded synthetic rubber. The cover is easily stripped and peeled back for the installation of hose ends. It is tougher and more abrasion resistant than shrink tubing and the hose retains virtually full flexibility.


RUFF-STUFF hose is intended for use with Swivel-Seal, Auto-Fit and Auto-Mate hose ends only. No other Earl's hose ends are intended for use with Ruff-Stuff hose. The use of other manufacturer's hose ends is not recommended.

INSTALLATION is as simple as...

1. Cut

2. Peel

3. Assemble Hose End



Hose Size	Bulk Part Number	I.D.	O.D. (without cover)	O.D. (with cover)	Maximum* Pressure (PSI)	Bend Radius
4	200040	7/32"	7/16"	1/2"	1500	2"
6	200060	11/32"	17/32"	5/8"	1500	2 1/2"
8	200080	7/16"	21/32"	25/32"	1500	3 1/2"
10	200100	9/16"	13/16"	7/8"	1250	4"
12	200120	11/16"	15/16"	1-1/32"	1000	4 1/2"
16	200160	7/8"	1-5/32"	1-7/32"	750	5 1/2"

Size	Typical Application
6	Carburetor, Fuel & Oil Lines
8	Water, Fuel & Oil Lines
10	Oil & Fuel Lines, Heater Hoses
12	Water, Fuel & Oil Lines, Heater Hoses
16	Water, Dry Sump & Fuel Lines, Heater Hoses

* When used with AUTO-FIT or SWIVEL-SEAL hose ends.

SWIVEL-SEAL™ HOSE ENDS



SWIVEL-SEAL hose ends are designed to be used with Earl's PERFORM-O-FLEX, AUTO-FLEX & RUFF STUFF™ stainless braid-protected hose. Not intended for use on any other Earl's hose. Use with other manufacturers' hose is not recommended.

QUALITY

Earl's has provided 1st class quality products to the performance industry since the early 1960's. We are still the leading supplier to professional racers around the world including Indy, Formula I, Nascar and NHRA.

AVAILABILITY/SERVICE

Earl's has hundreds of distributors in the USA. Call 1-800 HOSE ENDS for the name of your closest, well-stocked, well-informed Earl's distributor.

DEPTH OF PRODUCT RANGE

Earl's is far and away the leader in design and development of competition plumbing. Today our price sheet offers over 5,000 part numbers.

RACER SUPPORT

Cash, cash discounts or product certificates valued at more than \$2,000,000 have been awarded to users of Earl's Performance Products during the last 15 years alone. Call **1-800-HOSE ENDS** for the name of a distributor that can help you become eligible for your share of our continuing promotional programs.

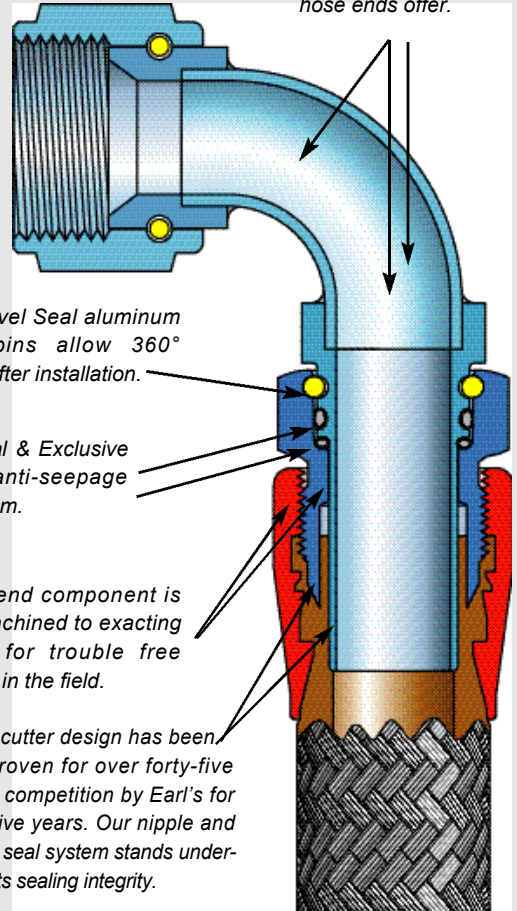
PRICE

Earl's distributors offer prices that compare favorably to all other major brands. Available in standard AN female threaded, male threaded, metric and BSP configurations, SWIVEL-SEAL offers the quality demanded by virtually every professional racing sanctioning body, including CART, USAC, IRL, IHRA, NASCAR, NHRA, SCORE, SCCA, FOCA, and FISA. Since 1973 every winner and 832 of the 860 cars to qualify for the Indianapolis 500 have used SWIVEL-SEAL.

Assembly & maintenance instructions can be found in the Technical section of this catalog.

Earl's uses aluminum alloys which meet or exceed minimums required for aerospace hose end specifications.

Nobody exceeds the fluid flow capacity that our bent tube hose ends offer.



Original Swivel Seal aluminum retention pins allow 360° adjustment after installation.

Earl's Original & Exclusive dual plane anti-seepage sealing system.

Each hose end component is precision machined to exacting tolerances for trouble free performance in the field.

The nipple & cutter design has been aerospace proven for over forty-five years, and in competition by Earl's for over twenty-five years. Our nipple and cutter primary seal system stands unsurpassed in its sealing integrity.


STRAIGHT



8001__

Part No.	Hose End Size	Use Hose Size	Adapter Size	Size	Typical Applications
800106	6	6	6	6	Fuel Lines
800108	8	8	8	8	Fuel, Remote Oil Filter Lines
800110	10	10	10	10	Dry Sump, Remote Oil Filter Lines
800112	12	12	12	12	Dry Sump, Remote Oil Filter Lines
800116	16	16	16	16	Dry Sump, Oil Lines & Radiator Hose


45° LOW PROFILE



8045__

Part No. 45° Low Profile	Hose End Size	Use Hose Size	Adapter Size	Part No. 90° Low Profile
804506	6	6	6	809006
804508	8	8	8	809008
804510	10	10	10	809010
804512	12	12	12	809012
804516	16	16	16	809016


90° LOW PROFILE



8090__

SWIVEL-SEAL™ HOSE ENDS ARE COVERED BY U.S. PATENT NO. 3,752,506


30° TUBE



8031__


Part No. 30° Tube	Hose End Size	Use Hose Size	Adapter Size	Part No. 45° Tube
803106	6	6	6	804606
803108	8	8	8	804608
803110	10	10	10	804610
803112	12	12	12	804612
803116	16	16	16	804616

45° TUBE



8046__


60° TUBE



8061__


Part No. 60° Tube	Hose End Size	Use Hose Size	Adapter Size	Part No. 90° Tube
806106	6	6	6	809106
806108	8	8	8	809108
806110	10	10	10	809110
806112	12	12	12	809112
806116	16	16	16	809116

90° TUBE



8091__


120° TUBE



8120__


Part No. 120° Tube	Hose End Size	Use Hose Size	Adapter Size	Part No. 150° Tube
812006	6	6	6	815006
812008	8	8	8	815008
812010	10	10	10	815010
812012	12	12	12	815012
812016	16	16	16	815016

150° TUBE



8150__

180° TUBE



8180__

Part No. 180° Tube	Hose End Size	Use Hose Size	Adapter Size
818006	6	6	6
818008	8	8	8
818010	10	10	10
818012	12	12	12
818016	16	16	16

Size	Typical Application
6	Fuel Lines
8	Fuel & Remote Oil Filter Lines
10	Dry Sump & Remote Oil Filter Lines
12	Dry Sump & Remote Oil Filter Lines
16	Dry Sump, Oil Lines & Radiator Lines

SWIVEL-SEAL™ HOSE ENDS MAY BE USED WITH PERFORM-O-FLEX™, AUTO-FLEX™, RUFF STUFF™ HOSE.

EARL'S PERFORMANCE PRODUCTS Ano-Tuff™ Swivel Seal™ Hose Ends.

NOW AVAILABLE IN HARD ANODIZED ALUMINUM

Hard anodizing adds superior wear and corrosion resistance to aluminum. A recently developed hard anodizing process has allowed Earl's to offer hard anodized swivel-seal hose ends at a cost effective price.

EARL's Ano-Tuff™ Swivel-Seal™ hose ends are offered in a distinctive black hard anodized and bright dipped finish.



SWIVEL-SEAL™ hose ends are designed to be used with Earl's **PERFORM-O-FLEX, AUTO-FLEX & RUFF STUFF™** stainless braid-protected hose.

Not intended for use on any other Earl's hose. Use with other manufacturers' hose is not recommended.

Hose End Size	Use Hose Size	Adapter Size	Typical Application
6	6	6	Fuel Lines
8	8	8	Remote Oil Filter Lines
10	10	10	Dry, Sump, Remote Oil Filter Lines
12	12	12	Dry, Sump, Remote Oil Filter Lines
16	16	16	Dry, Sump & Oil Lines, Radiator Hose

STRAIGHT



AT8001__

Part NO.	Hose End Size	Use Hose Size	Adapter Size
AT800106	6	6	6
AT800108	8	8	8
AT800110	10	10	10
AT800112	12	12	12
AT800116	16	16	16

90° TUBE



AT8091__

Part NO.	Hose End Size	Use Hose Size	Adapter Size
AT809106	6	6	6
AT809108	8	8	8
AT809110	10	10	10
AT809112	12	12	12
AT809116	16	16	16

45° LOW PROFILE



AT8045__

Part NO.	Hose End Size	Use Hose Size	Adapter Size
AT804506	6	6	6
AT804508	8	8	8
AT804510	10	10	10
AT804512	12	12	12
AT804516	16	16	16

120° TUBE



AT8120__

Part NO.	Hose End Size	Use Hose Size	Adapter Size
AT812006	6	6	6
AT812008	8	8	8
AT812010	10	10	10
AT812012	12	12	12
AT812016	16	16	16

45° TUBE



AT8046__

Part NO.	Hose End Size	Use Hose Size	Adapter Size
AT804606	6	6	6
AT804608	8	8	8
AT804610	10	10	10
AT804612	12	12	12
AT804616	16	16	16

150° TUBE



AT8150__

Part NO.	Hose End Size	Use Hose Size	Adapter Size
AT815006	6	6	6
AT815008	8	8	8
AT815010	10	10	10
AT815012	12	12	12
AT815016	16	16	16

90° LOW PROFILE



AT8090__

Part NO.	Hose End Size	Use Hose Size	Adapter Size
AT809006	6	6	6
AT809008	8	8	8
AT809010	10	10	10
AT809012	12	12	12
AT809016	16	16	16

180° TUBE



AT8180__


Part NO.	Hose End Size	Use Hose Size	Adapter Size
AT818006	6	6	6
AT818008	8	8	8
AT818010	10	10	10
AT818012	12	12	12
AT818016	16	16	16

SWIVEL-SEAL™ HOSE ENDS MALE THREADED


THIS UNIQUE LINE of hose ends has been developed to allow the hose end to be threaded directly into a female port without the bulk and complication of an adapter fitting. In all cases the coupler can be rotated independently of the hose end, this allows the coupler to be threaded into the part while the hose and hose end are held stationary. Both step-up and step-down coupler sizes are available as listed below.



STRAIGHT / 8201__




45° / 8245__




90° / 8290__

MALE PIPE THREADS


Male Thread Size	Use Hose Size	Straight Part No.	45° Part No.	90° Part No.
1/8 NPT	6	820162	824562	829062
1/4 NPT	6	820106	824506	829006
3/8 NPT	6	820166	824566	829066
1/4 NPT	8	820107	824507	829007
3/8 NPT	8	820108	824508	829008
1/2 NPT	8	820188	824588	829088
3/8 NPT	10	820111	824511	829011
1/2 NPT	10	820110	824510	829010
1/2 NPT	12	820113	824513	829013
3/4 NPT	12	820112	824512	829012



STRAIGHT / 8401__




45° / 8445__



90° / 8490__

MALE A.N. THREADS

Male Thread Size (AN)	Use Hose Size	Straight Part No. (Flare / "O" Ring)	45° Part No. ("O" Ring Only)	90° Part No. ("O" Ring Only)
7/16-20 (AN-4)	6	—	844564	849064
1/2-20 (AN-5)	6	—	844565	849065
9/16-18 (AN-6)	6	840106	844506	849006
3/4-16 (AN-8)	6	—	844568	849068
9/16-18 (AN-6)	8	—	844586	849086
3/4-16 (AN-8)	8	840108	844508	849008
7/8-14 (AN-10)	8	—	844581	849081
3/4-16 (AN-8)	10	—	844509	849009
7/8-14 (AN-10)	10	840110	844510	849010
1 1/16-12 (AN-12)	10	—	844511	849011
7/8-14 (AN-10)	12	—	844513	849013
1 1/16-12 (AN-12)	12	840112	844512	849012



45° / 8445__



90° / 8490__



TEE / 8493__

DIRECT TO CARBURETOR Hose Ends

Male Thread Size	Use Hose Size	Common Usage	45° Part No.	90° Part No.	Tee Part No.
12mm x 1.25	6	Dellorto, Solex, Mikuni	844591	849091	849391
12mm x 1.50	6	Weber	844592	849092	849392
1/2-20 * I.F.	6	Fuel Pump	844595	849095	849395
5/8-18 * I.F.	6	Fuel Pump	844596	849096	849396
9/16-24	6	Holley Small Inlet	844594	849094	849394
7/8-20	6	Holley Large Inlet	844593	849093	849393

* I.F.= Internal Flare Seal

SWIVEL-SEAL™ HOSE ENDS MAY BE USED WITH PERFORM-O-FLEX™, AUTO-FLEX™ & RUFF STUFF™ HOSE.


SWIVEL-SEAL™ HOSE ENDS



SWIVEL-SEAL™ HOSE ENDS ARE COVERED BY U.S. PATENT NO. 3,752,506


STEEL BODY, STAINLESS "B" NUT, ALUMINUM CUTTER & SOCKET

Color: Zinc Plated Body,
Red Socket




STRAIGHT / 8002__

Part No. Straight	Hose End Size	Use Hose Size	Adapter Size	Size	Typical Application
800206	6	6	6	6	Fuel Lines
800208	8	8	8	8	Fuel, Remote Oil Filter Lines
800210	10	10	10	10	Dry Sump, Remote Oil Filter Lines
800212	12	12	12	12	Dry Sump, Remote Oil Filter Lines



45° LOW PROFILE / 8044__

Part No. 45° Low Profile	Hose End Size	Use Hose Size	Adapter Size	Part No. 90° Low Profile
804406	6	6	6	808906
804408	8	8	8	808908
804410	10	10	10	808910
804412	12	12	12	808912




90° LOW PROFILE / 8089__

HARLEY-DAVIDSON FLARE


Color: Zinc Plated Steel and
Clear Anodized Aluminum

with STEEL BODY
& ALUMINUM
"B" NUT




STRAIGHT

Part No.	Hose End Size	Use Hose Size	Adapter Size	Typical Application
800126	6	6	Harley	Oil Lines



45° LOW PROFILE

Part No.	Hose End Size	Use Hose Size	Adapter Size	Typical Application
804526	6	6	Harley	Oil Lines



90° LOW PROFILE


Part No.	Hose End Size	Use Hose Size	Adapter Size	Typical Application
809026	6	6	Harley	Oil Lines

SINGLE & DOUBLE BANJO HOSE ENDS

A WELCOME addition to the Earl's line. Perfect for upgrading carburetion fuel systems. Includes banjo bolt and seals. For use with stainless braided hose. Replacement banjo bolts are also available. See chart Color: Blue with Red Socket



DOUBLE BANJO HOSE END / 8079__



SINGLE BANJO HOSE END / 8076__

DOUBLE BANJO HOSE END (-6 hose size) Typical Application			
Part No.	Description	Rpl. Bolts	Typical Application
807991	12mm x1.25	997591	Dellorto, Solex, Mikuni
807992	12mm x1.5	997592	Weber
807994	9/16-24	997594	Small Inlet Holley
807995	1/2-20	997595	Fuel Pump
SINGLE BANJO HOSE END (-6 hose size)			
807691	12mm x1.25	997591	Dellorto, Solex, Mikuni
807692	12mm x1.5	997592	Weber
807694	9/16-24	997594	Small Inlet Holley
807695	1/2-20	997595	Fuel Pump

SWIVEL-SEAL™ HOSE ENDS MAY BE USED WITH PERFORM-O-FLEX™, AUTO-FLEX™ & RUFF STUFF™ HOSE.

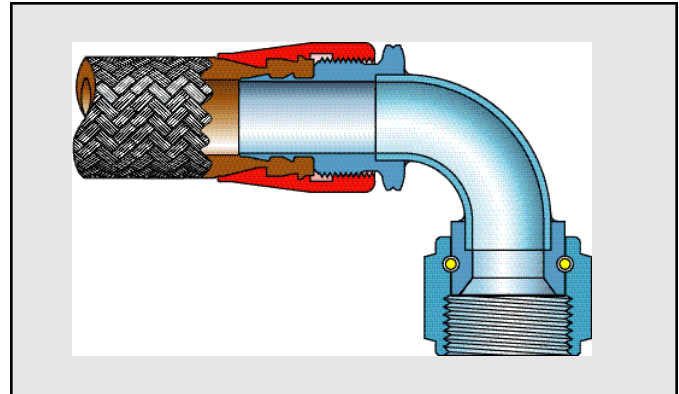


Auto-Fit hose ends are designed to be used with Perform-O-Flex™, Auto-Flex™ & RUFF STUFF™ hose. They are not recommended for use with any other manufacturers' hose. Before purchasing a single-nipple hose end that merely "looks good", check the pressure ratings of Auto-Fit hose ends when used with Perform-O-Flex and Auto-Flex hose.

EARL'S AUTO-FIT DESIGN provides the reliability and appearance of SWIVEL-SEAL but are easier to assemble and less expensive.

With the conventional single nipple hose end design, the nipple actually threads into the hose and is retained by the socket. The thread forms a part of the seal—and a possible spiral leak path.

The AUTO-FIT nipple is barbed rather than threaded. In assembly the nipple is pushed into rather than threaded into the hose. The hose is compressed between the nipple and the socket, sealing at the barbs. Hose retention is positive (the same as SWIVEL-SEAL) and there is no spiral path for possible leaks.




Assembly & maintenance instructions can be found in the Technical section of this catalog.

AUTO-FIT hose ends are available in anodized & NI-COAT™ aluminum, steel and stainless steel. The lightweight aluminum hose ends are suitable for most applications, and the NI-COAT features stainless appearance without the stainless weight. Steel AUTO-FIT hose ends should be used when increased physical strength and/or resistance to alcohol fuels is required. The stainless units offer maximum corrosion and temperature resistance and are recommended for marine or chemical use and for exotic fuels.


Aluminum Hose Ends – Blue with Red Socket / Steel Hose Ends – Zinc Plated with Red Socket
Stainless Hose Ends– All Stainless / Ni-Coat - Electroless Nickel Plated.




Remember:
High Pressure Capabilities =
Greater Reliability!



STRAIGHT



45° BENT TUBE



90° BENT TUBE

Alum. Part No. Straight	Steel Part No. Straight	Stainless Part No. Straight	Ni-Coat Part No. Straight	Unanodized Part No. Straight	Hose End Size	Use Hose Size	Adapter Size
300104	400104	490104	NC300104	300104UA	4	4	4
300106	400106	490106	NC300106	300106UA	6	6	6
300108	400108	490108	NC300108	300108UA	8	8	8
300110	400110	490110	NC300110	300110UA	10	10	10
300112	400112	490112	NC300112	300112UA	12	12	12
300116	400116*	490116*	NC300116	300116UA	16	16	16
300120	410120*	490120*	NC300120*		20	20	20
300124	400124*	490124*	NC300124*		24	24	24
45°							
304604	404604	494604	NC304604	304604UA	4	4	4
304606	404606	494606	NC304606	304606UA	6	6	6
304608	404608	494608	NC304608	304608UA	8	8	8
304610	404610	494610	NC304610	304610UA	10	10	10
304612	404612	494612	NC304612	304612UA	12	12	12
304616	404616*	494616*	NC304616	304616UA	16	16	16
304620	404620*	494620*	NC304620*		20	20	20
304624	404624*	494624*	NC304620*		24	24	24
90°							
309104	409104	499104	NC309104	309104UA	4	4	4
309106	409106	499106	NC309106	309106UA	6	6	6
309108	409108	499108	NC309108	309108UA	8	8	8
309110	409110	499110	NC309110	309110UA	10	10	10
309112	409112	499112	NC309112	309112UA	12	12	12
309116	409116*	499116*	NC309116	309116UA	16	16	16
309120	409120*	499120*	NC309120*		20	20	20
309124	409124*	499124*	NC309124*		24	24	24

For Typical Applications see next page.

* Available on a Special Order basis only.


AUTO-FIT™ HOSE ENDS




Aluminum Hose Ends – Blue with Red Socket / Steel Hose Ends – Zinc Plated with Red Socket / Stainless Hose Ends – All Stainless Ni-Coat - Electroless Nickel Plated



120° BENT TUBE



150° BENT TUBE



180° BENT TUBE


Alum. Part No. 120°	Steel Part No. 120°	Stainless Part No. 120°	Ni-Coat Part No. 120°	Hose End Size	Use Hose Size	Adapter Size
312004	412004	492004	NC312004	4	4	4
312006	412006	492006	NC312006	6	6	6
312008	412008	492008	NC312008	8	8	8
312010	412010	492010	NC312010	10	10	10
312012	412012	492012	NC312012	12	12	12
312016	412016*	492016*	NC312016	16	16	16
312020*	412020*	492020*	NC312020*	20	20	20
312024*	412024*	492024*	NC312024*	24	24	24
150°	150°	150°	150°			
315004	415004	495004	NC315004	4	4	4
315006	415006	495006	NC315006	6	6	6
315008	415008	495008	NC315008	8	8	8
315010	415010	495010	NC315010	10	10	10
315012	415012	495012	NC315012	12	12	12
315016	415016*	495016*	NC315016	16	16	16
315020*	415020*	495020*	NC315020*	20	20	20
315024*	415024*	495024*	NC315024*	24	24	24
180°	180°	180°	180°			
318004	418004	498004	NC318004	4	4	4
318006	418006	498006	NC318006	6	6	6
318008	418008	498008	NC318008	8	8	8
318010	418010	498010	NC318010	10	10	10
318012	418012	498012	NC318012	12	12	12
318016	418016*	498016*	NC318016	16	16	16
318020*	418020*	498020*	NC318020*	20	20	20
318024*	418024*	498024*	NC318024*	24	24	24

* Available on a Special Order basis only.

Size	Typical Application
4	Fuel Lines, Fuel and Oil Pressure Gauges
6	Fuel Lines
8	Fuel, Remote Oil I Filter Lines
10	Dry Sump, Remote Oil Filter Lines
12	Dry Sump, Remote Oil Filter Lines
16	Dry Sump & Water Lines
20	Water Lines
24	Water Lines

MALE PIPE THREAD

Color: Blue with Red Socket



3201_ _

Part No.	Size	Part No.	Size
320104	-4 Hose to 1/8 NPT	320108	-8 Hose to 3/8 NPT
320144	-4 Hose to 1/4 NPT	320188	-8 Hose to 1/2 NPT
320162	-6 Hose to 1/8 NPT	320111	-10 Hose to 3/8 NPT
320106	-6 Hose to 1/4 NPT	320110	-10 Hose to 1/2 NPT
320166	-6 Hose to 3/8 NPT	320112	-12 Hose to 3/4 NPT
320107	-8 Hose to 1/4 NPT	320113	-12 Hose to 1/2 NPT



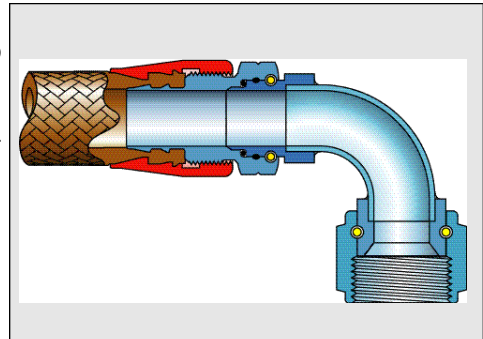
Adjustable Auto-Fit hose ends are designed to be used with Perform-O-Flex™, Auto-Flex™ & RUFF STUFF™ hose. They are not recommended for use with any other manufacturers' hose. Before purchasing a single-nipple hose end that merely "looks good", check the pressure ratings of Auto-Fit hose ends when used with Perform-O-Flex and Auto-Flex hose.

Before purchasing a single nipple hose end that merely "looks good", check the pressure ratings of Adjustable Auto-Fit™ hose ends when used with Perform-O-Flex™ and Auto-Flex™ hose.

Many people prefer single-nipple hose ends over nipple and cutter hose ends. So, for years we've manufactured our Auto-Fit™ series. Most single nipple hose ends do not, however, allow the hose end orientation to be adjusted after assembly. Earl's new Adjustable Auto-Fit™ hose ends combine the benefits of our standard Auto-Fit™ hose ends with the adjustability previously provided only with our Swivel-Seal™ hose ends.


Earl's Adjustable Auto-Fits™ utilize our dual plane anti-seepage swivel which combines a radial as well as an axial o-ring seal as opposed to the single o-ring swivel used by some other single nipple hose ends on the market.

The Adjustable Auto-Fit™ (just like the regular Auto-Fit™) nipple is barbed rather than threaded. In assembly the nipple is pushed into rather than threaded into the hose. The hose is compressed between the nipple and the socket, sealing the barbs. Hose retention is positive (the same as Swivel-Seal™) and there is no spiral path for possible leaks.



Also with certain other single nipple hose end designs, the nipple actually threads into the hose and is retained by the socket. The thread forms a part of the seal--and a possible spiral leak path.


Adjustable Auto-Fit™ hose ends are designed to be used with PERFORM-O-FLEX™, AUTO-FLEX™, & RUFF STUFF™ hose. They cannot be used with non-stainless braided hose.* They are not recommended for use with other manufacturers' hose.



45° TUBE


3047__

Part No.	Hose End Size	Use Hose Size	Adapter Size	Part No.
45° Tube				90° Tube
304704	4	4	4	309204
304706	6	6	6	309206
304708	8	8	8	309208
304710	10	10	10	309210
304712	12	12	12	309212
304716	16	16	16	309216



90° TUBE


3092__



120° TUBE


3121__

Part No.	Hose End Size	Use Hose Size	Adapter Size	Part No.
120° Tube				150° Tube
312104	4	4	4	315104
312106	6	6	6	315106
312108	8	8	8	315108
312110	10	10	10	315110
312112	12	12	12	315112
312116	16	16	16	315116



150° TUBE

3151__



180° TUBE

3181__

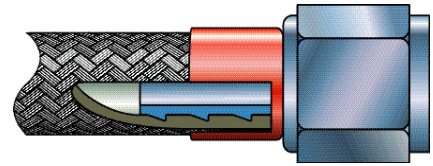
Part No.	Hose End Size	Use Hose Size	Adapter Size
180° Tube			
318104	4	4	4
318106	6	6	6
318108	8	8	8
318110	10	10	10
318112	12	12	12
318116	16	16	16

Size	Typical Application
4	Fuel Lines, Fuel & Oil Pressure Gauges
6	Fuel Lines
8	Fuel & Remote Oil Filters
10	Dry Sump & Remote Oil Filter Lines
12	Dry Sump & Remote Oil Filter Lines
16	Dry Sump, Oil & Radiator Lines

AUTO-MATE & AUTO-CRIMP HOSE ENDS



THE ORIGINAL and still the best barbed aluminum nipple, cover and clamp hose ends. AUTO-MATE is intended for use with either AUTO-FLEX or PERFORM-O-FLEX stainless steel braid protected hose in street or show applications—anywhere that reliable and professional appearing plumbing is required at an economical price.



Assembly instructions for AUTO-CRIMP hose ends can be found in the Technical section of this catalog. The Crimping Tool and the Crimping wheel, and can be found in plumbing accessories section, Part # 019.

Factory assembled hoses have been and still are offered using the AUTO-MATE hose end and an aluminum crimping collar. Earl's now offers the crimping sleeves and a crimping tool to allow field assembly of these attractive, cost effective and lightweight fittings.

See instructions for Auto-Mate with Econ-O-Fit or Auto-Crimp on page 65


AUTO-MATE hose ends are designed for use with stainless steel braid-protected hose. They cannot be used with Earl's SUPER STOCK hose. Auto-Mate needs either Econ-O-Fit or crimped Auto-Crimp collar to function.

Straight



7001__

45°



7046__

90°



7091__

120°



7120__

180°





7180__

Auto Crimp Collars




Auto-Mate Part No. Straight	Hose End Size	Adapter Size	Perform-O-Flex & Auto Flex Hose Size
700106	6	6	6
700108	8	8	8
700110	10	10	10
700112	12	12	12
700116	16	16	16
45°			
704606	6	6	6
704608	8	8	8
704610	10	10	10
704612	12	12	12
704616	16	16	16
90°			
709106	6	6	6
709108	8	8	8
709110	10	10	10
709112	12	12	12
709116	16	16	16
120°			
712006	6	6	6
712008	8	8	8
712010	10	10	10
712012	12	12	12
712016	16	16	16
180°			
718006	6	6	6
718008	8	8	8
718010	10	10	10
718012	12	12	12
718016	16	16	16
Auto Crimp Collars			
798063	6		6
798083	8		8
798103	10		10
798123	12		12
798163	16		16

See Econ-O-Fit, page 24




STRAIGHT MALE



3001__

Part No.	Hose Size	Body Size Male
3001DGA	6	6
3001EGB	8	8
3001FGC	10	10
3001GGD	12	12


STRAIGHT FEMALE



3001__

Part No.	Hose Size	Body Size Female
3001DHA	6	6
3001EHB	8	8
3001FHC	10	10
3001GHD	12	12

45° FEMALE



3046__

Part No.	Hose Size	Body Size Female
3046DHA	6	6
3046EHB	8	8
3046FHC	10	10
3046GHD	12	12

90° FEMALE



3091__

Part No.	Hose Size	Body Size Female
3091DHA	6	6
3091EHB	8	8
3091FHC	10	10
3091GHD	12	12

When the difference between winning and losing is just seconds, it pays to use Earl's Quik-Fits.

Earl's Quik-Fit Hose Ends utilize a proven seal design developed and used for industrial applications for over 30 years.

Fast, Efficient Operation

Connect or disconnect in just seconds. Simply pull back on the sleeve, insert the coupler into the nipple and release the sleeve. To disconnect, pull back the sleeve, remove the nipple and the halves are disconnected. Use an Earl's Quik-Fit cap to retain the fluids while you're working.

Dependable Operation

Ball-lock mechanism provides a positive connection. Hardened steel balls give extra long life. Ball race is a radius which provides line contact and distributes ball loading.

Exclusive Buna (Nitrile) Rubber "U"-Ring Seal


Earl's utilizes a Buna "U"-ring for a more reliable seal at any pressure. Earl's straight-through flow design means no pressure drop.

High Pressure Rating

Earl's Quik-Fits are engineered to withstand pressures higher than the hoses used with these unique hose ends.



Quick-Fit hose ends are designed to be used with Perform-O-Flex™, Auto-Flex™ & RUFF STUFF™ hose. They are not recommended for use with any other manufacturers' hose. Before purchasing a single-nipple hose end that merely "looks good", check the pressure ratings of Auto-Fit hose ends when used with Perform-O-Flex and Auto-Flex hose.



Pipe to Quik-Fit Adapters

Straight Part No.	45° Part No.	90° Part No.	Male NPT Size	Quik-Fit Size
9816Q62	9823Q62	9822Q62	1/8"	-6
9816Q06	9823Q06	9822Q06	1/4"	-6
9816Q66	9823Q66	9822Q66	3/8"	-6
9816Q68	9823Q68	9822Q68	1/2"	-6
9816Q07	9823Q07	9822Q07	1/4"	-8
9816Q08	9823Q08	9822Q08	3/8"	-8
9816Q88	9823Q88	9822Q88	1/2"	-8
9816Q11	9823Q11	9822Q11	3/8"	-10
9816Q10	9823Q10	9822Q10	1/2"	-10
9816Q09	9823Q09	9822Q09	3/4"	-10
9816Q13	9823Q13	9822Q13	1/2"	-12
9816Q12	9823Q12	9822Q12	3/4"	-12




Straight Male to AN Adapter

Part No.	Male AN	Quik-Fit
9815Q06	-6	-6
9815Q08	-8	-8
9815Q10	-10	-10
9815Q12	-12	-12




Plugs and Caps

Plug Part No.	Cap Part No.	Quik-Fit Size
9806Q06	9929Q06	-6
9806Q08	9929Q08	-8
9806Q10	9929Q10	-10
9806Q12	9929Q12	-12




See Pages 61 to 67 for Technical Information

Bent Tube Inlet Manifolds for Dual Feed Holley




Part No.	Description
103175	Swivel-Seal fuel manifold for Holley with 9 1/2" spacing. Size 8 AN O-Ring port inlet. Tapped 1/8" NPT for pressure gauge. Fits all but Holley 4500 models.
103375	Swivel-Seal fuel manifold for Dual Inlet using 9/16"- 24 threads with 9 1/2" spacing. Size 8 AN O-Ring port inlet. Tapped 1/8" NPT for pressure gauge.
104175	Swivel-Seal fuel manifold for Holley 4500 models with 12" spacing. Size 8 AN O-Ring port inlet. Tapped 1/8" NPT for pressure gauge.
104375	Swivel-Seal fuel manifold for Dual Inlet using 9/16"- 24 threads with 12" spacing. Size 8 AN O-ring port inlet. Tapped 1/8" NPT for pressure gauge.
103176	Swivel-Seal fuel manifold for Holley with 9 1/2" spacing. 3/8" Female NPT inlet. Tapped 1/8" NPT for pressure gauge. Fits all but Holley 4500 models.
103376	Swivel-Seal fuel manifold for Dual Inlet using 9/16"- 24 threads with 9 1/2" spacing. 3/8" Female NPT inlet. Tapped 1/8" NPT for pressure gauge.
104176	Swivel-Seal fuel manifold for Holley 4500 models with 12" spacing. 3/8" Female NPT inlet. Tapped 1/8" NPT for pressure gauge.
104376	Swivel-Seal fuel manifold for Dual Inlet using 9/16"- 24 threads with 12" spacing. 3/8" Female NPT inlet. Tapped 1/8" NPT for pressure gauge.
105175	Universal Holley fuel manifold. 3/8" Female NPT inlet. Tapped 1/8" NPT for pressure gauge. Fits all lengths of dual feed Holley.
105375	Universal fuel Manifold for Dual Inlet using 9/16"- 24 threads. 3/8" Female NPT inlet. Tapped 1/8" NPT for pressure gauge. Fits all lengths of dual feed using 9/16" - 24 threads inlet.

Swivel-Seal™ Billet Inlet Manifolds for Dual Feed Holley




Part No.	Description
101175	Swivel Seal fuel manifold for Holley with 9 1/2" spacing. Size 6 AN male inlet. Fits all but 4500 models.
101375	Swivel Seal fuel manifold for Dual Inlet using 9/16" - 24 threads with 9 1/2" spacing. Size 6 AN male inlet.
102175	Swivel Seal fuel manifold for Holley 4500 with 12" spacing. Size 6 AN male inlet.
102375	Swivel Seal fuel manifold for Dual Inlet using 9/16" - 24 threads with 12" spacing. Size 6 AN male inlet.
101176	Swivel-Seal fuel manifold for Holley with 9 1/2" spacing. Size 6 AN Male on both ends to allow for pressure gauge. Fits all but 4500 model.
101376	Swivel-Seal fuel manifold for Dual Inlet using 9/16" - 24 threads with 9 1/2" spacing. Size 6 AN Male on both ends to allow for pressure gauge.
102176	Swivel-Seal fuel manifold for Holley 4500 model with 12" spacing. Size 6 AN Male on both ends to allow for pressure gauge.
102376	Swivel-Seal fuel manifold for Dual Inlet using 9/16" - 24 threads with 12" spacing. Size 6 AN Male on both ends to allow for pressure gauge.
101275	Swivel Seal fuel manifold for Holley with 9 1/2" spacing. Size 8 AN male inlet. Fits all but 4500 models.
102275	Swivel Seal fuel manifold for Holley 4500 models with 12" spacing. Size 8 AN male inlet
101276	Swivel-Seal fuel manifold for Holley with 9 1/2" spacing. Size 8 AN Male on both ends to allow for pressure gauge. Fits all but 4500 model.
102276	Swivel-Seal fuel manifold for Holley 4500 models with 12" spacing. Size 8 AN Male on both ends to allow for pressure gauge.

B-Nut disassembly Swivel-Seal™ Billet Inlet Manifolds for Dual Feed Holley




Part No.	Description
101185	Swivel-Seal fuel manifold for Holley with 9 1/2" spacing using B Nut disassembly. Size 6 AN male inlet. Fits all but 4500 model.
101385	Swivel-Seal fuel manifold for Dual Inlet using 9/16" - 24 threads with 9 1/2" spacing with B Nut disassembly. Size 6 AN male inlet.
102185	Swivel-Seal fuel manifold for Holley 4500 model with 12" spacing using B Nut disassembly. Size 6 AN male inlet.
102385	Swivel-Seal fuel manifold for Dual Inlet using 9/16" - 24 threads with 12" spacing with B Nut disassembly. Size 6 AN male inlet.
101186	Swivel-Seal fuel manifold for Holley with 9 1/2" spacing using B Nut disassembly. Size 6 AN male on both ends to allow for pressure gauge. Fits all but 4500 model.
101386	Swivel-Seal fuel manifold for Dual Inlet using 9/16" - 24 threads with 9 1/2" spacing with B Nut disassembly. Size 6 AN male on both ends to allow for pressure gauge.
102186	Swivel-Seal fuel manifold for Holley 4500 model with 12" spacing using B Nut disassembly. Size 6 AN male on both ends to allow for pressure gauge.
102386	Swivel-Seal fuel manifold for Dual Inlet using 9/16" - 24 threads with 12" spacing with B Nut disassembly. Size 6 AN male on both ends to allow for pressure gauge.
101285	Swivel-Seal fuel manifold for Holley with 9 1/2" spacing using B Nut disassembly. Size 8 AN inlet. Fits all but 4500 model.
102285	Swivel-Seal fuel manifold for Holley 4500 model with 12" spacing using B Nut disassembly. Size 8 AN inlet.
101286	Swivel-Seal fuel manifold for Holley with 9 1/2" spacing using B Nut disassembly. Size 8 AN male on both ends to allow for pressure gauge. Fits all but 4500 model.
102286	Swivel-Seal fuel manifold for Holley 4500 model with 12" spacing using B Nut disassembly. Size 8 AN male on both ends to allow for pressure gauge.



Quik-Fit™ Disassembly Swivel-Seal™ Billet Inlet Manifolds for Dual Inlet Holley

Hose assembly is quickly and easily removable from carburetor extensions by use of our Quik-Fit couplings. Carburetor extensions contain removable and cleanable 35 micron bronze filter elements.

Part No.	Description
101295	Swivel-Seal Holley fuel manifold with Quik-Fit disassembly. Size 8 AN male inlets. Fits all but 4500 model.
102295	Same as above for 4500 model.
101296	Swivel-Seal Holley fuel manifold with Quik-fit disassembly. Size 8 AN male on both ends to allow for pressure gauge. Fits all but 4500 model.
102296	Same as above for 4500 model.



Reducers-Fuel Pressure Gauge

Part No.	Description
9892064	Female 6 AN —Male 4 AN to run fuel to fuel pressure gauge.
9892084	Female 8 AN —Male 4 AN to run fuel to fuel pressure gauge.



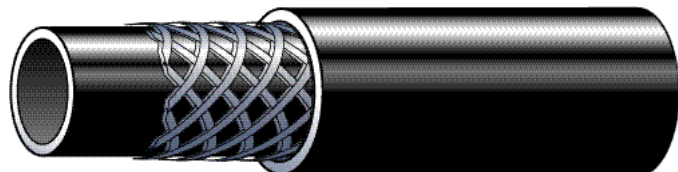
SUPER STOCK HOSE

FOR USE WITH SUPER STOCK, AUTO-FIT SS, & EZ-FIT HOSE ENDS



In recent years various fuel manufacturers have added any number of new unpublished additives. It is therefore very difficult to know

how the tube compound used in the inner liner of our Super-stock, Auto Flex and Perform-O-Flex or any other brand of elastomeric hose will react with a specific fuel. Because of the unknowns described above, we are unable to guarantee that the above listed hoses are the best possible products to use with any specific fuel. If in doubt use teflon lined hose. Super Stock hose is not to be used with brake fluid. On applications where the maximum temperature range is expected, compression of the Super Stock collar is required.



EARL'S SUPER STOCK HOSE is a high quality synthetic rubber hose reinforced by a full coverage interior braided fabric sheath. This superior replacement hose for original equipment applications has recently found favor with professional racing teams. Available in red, blue or black SUPER STOCK is rated at 250 psi and 250° F. continuous service. To prevent collapse in suction service or for very tight bends, we can supply an internal spiral reinforcing wire. Suitable for fuel, oil and water.


Super Stock hose is intended for use with Super Stock, Auto-Fit SS and EZ-Fit, hose ends only. It is also for use with hose nipples and beaded tubing. No other Earl's hose ends are intended for use with Super Stock hose.

Color	Hose Size	I.D.	O.D.	Maximum Operating Pressure (PSI)	Minimum Bend Radius	Bulk Part No.	6 ft. Part No.	10 ft. PC Part No.	20 ft. Part No.
Red	4	1/4"	15/32"	250	2.5	740004	740604	741004	742004
Black	4	1/4"	15/32"	250	2.5	780004	780604	781004	782004
Blue	4	1/4"	15/32"	250	2.5	790004	790604	791004	792004
Red	6	3/8"	5/8"	250	3	740006	740606	741006	742006
Black	6	3/8"	5/8"	250	3	780006	780606	781006	782006
Blue	6	3/8"	5/8"	250	3	790006	790606	791006	792006
Red	8	1/2"	3/4"	250	5	740008	740608	741008	742008
Black	8	1/2"	3/4"	250	5	780008	780608	781008	782008
Blue	8	1/2"	3/4"	250	5	790008	790608	791008	792008
Red	10	5/8"	15/16"	250	6	740010	740610	741010	742010
Black	10	5/8"	15/16"	250	6	780010	780610	781010	782010
Blue	10	5/8"	15/16"	250	6	790010	790610	791010	792010
Red	12	3/4"	1-1/32"	250	7	740012	740612	741012	742012
Black	12	3/4"	1-1/32"	250	7	780012	780612	781012	782012
Blue	12	3/4"	1-1/32"	250	7	790012	790612	791012	792012

Auto-Crimp Installation Wheel

ORIGINALLY Intended for OEM and Speed shop accounts, this simple tool allows field assembly of AUTO-CRIMP hose ends with Earl's anodized aluminum crimping sleeves. The result is an economical and extremely lightweight permanent assembly. The AUTO-CRIMP installation tool can also be used to crimp the sleeves on Super Stock hose ends to increase the integrity of the connection. Wheel is used with Imperial Eastman TC 1000.

PART # 019



SUPER STOCK HOSE ENDS

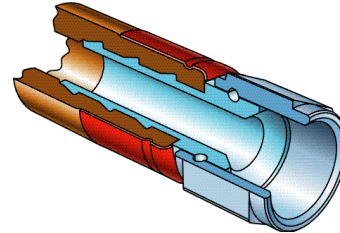


SUPER STOCK PUSH-ON HOSE ENDS are designed to be an attractive and lightweight direct replacement for the popular and economical brass push lock type. Machined from aluminum alloy and anodized in the familiar red and blue made famous by Earl's, they are available in all common AN 37° flare configurations and, as straight hose ends, with male NPT threads.

Designed to be used with our Super Stock hose, these hose ends are not intended for use with stainless braid-protected hoses. While basically meant for street and marine applications, SUPER STOCK hose and hose ends have found favor with professional racers and in limited production OEM applications.



Earl's Super Stock hose ends are designed to be used with Earl's SUPER STOCK hose. They cannot be used with stainless steel braid protected hose. On applications where the maximum temperature range is expected, compression of the Super Stock collar is required.




Straight / 7001__



45° / 7046__




90° / 7091__




120° / 7120__

Super Stock Part No.	A.N. Fitting Size	Hose No.	Hose Size
700145	4	4	1/4
700167	6	6	3/8
700109	8	8	1/2
700111	10	10	5/8
700113	12	12	3/4
704645	4	4	1/4
704667	6	6	3/8
704609	8	8	1/2
704611	10	10	5/8
704613	12	12	3/4
709145	4	4	1/4
709167	6	6	3/8
709109	8	8	1/2
709111	10	10	5/8
709113	12	12	3/4
712045	4	4	1/4
712067	6	6	3/8
712009	8	8	1/2
712011	10	10	5/8
712013	12	12	3/4



150° / 7150__



180° / 7180__



Male Pipe Thread
7201__

Super Stock Part No.	A.N. Fitting Size	Hose No.	Hose Size
715045	4	4	1/4
715067	6	6	3/8
715009	8	8	1/2
715011	10	10	5/8
715013	12	12	3/4
718045	4	4	1/4
718067	6	6	3/8
718009	8	8	1/2
718011	10	10	5/8
718013	12	12	3/4
NPT Size			
720142	1/8	4	1/4
720164	1/4	6	3/8
720186	3/8	8	1/2
720111	1/2	10	5/8
720113	3/4	12	3/4

Typical Application

Size	Usage
4	Fuel Lines, Fuel and Oil Pressure Gauges
6	Fuel, Remote Oil Filter Lines
8	Dry Sump, Remote Oil Filter Lines
10	Dry Sump, Remote Oil Filter Lines
12	Dry Sump, Remote Oil Filter Lines

Super Stock Replacement Sleeves

Color: Red. Can also be used with E-Z Fit hose ends

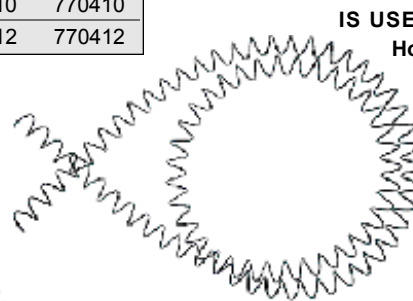
Quantity 1 ea.



Hose Size	-4	-6	-8	-10	-12
Replacement Sleeves	798045	798067	798009	798011	798013

Hose No.	4'-0" length
10	770410
12	770412

Inner Support Spring




IS USED WITH Super Stock Hose to prevent collapse when in suction service or when very tight bends must be made. It may also be used with other types of hose where it's determined that these conditions may occur.

AUTO-FIT SS™ HOSE ENDS FOR SUPER STOCK HOSE

Due to the quest for ever lighter components for racing vehicles, Earl's has developed a series of field attachable hose ends for our Super-Stock hose. These hose ends are based on our popular Auto-Fit series.

The hose ends have sockets intended for Super-Stock hose only and should not be assembled onto any other hose. The sockets are anodized blue for identification purposes.


MALE PIPE THREAD



3207__

Part No.	Male Pipe Thread Size	Fits Super-Stock Hose Sizes
320704	1/8 NPT	740004, 780004, 790004
320744	1/4 NPT	740004, 780004, 790004
320762	1/8 NPT	740006, 780006, 790006
320706	1/4 NPT	740006, 780006, 790006
320766	3/8 NPT	740006, 780006, 790006
320707	1/4 NPT	740008, 780008, 790008
320708	3/8 NPT	740008, 780008, 790008
320788	1/2 NPT	740008, 780008, 790008
320711	3/8 NPT	740010, 780010, 790010
320710	1/2 NPT	740010, 780010, 790010
320713	1/2 NPT	740012, 780012, 790012
320712	3/4 NPT	740012, 780012, 790012

STRAIGHT



3001__

Part No.	Hose End Nut Sizes	Fits Super-Stock Hose Sizes
300145	4	740004, 780004, 790004
300167	6	740006, 780006, 790006
300109	8	740008, 780008, 790008
300111	10	740010, 780010, 790010
300113	12	740012, 780012, 790012

45° BENT TUBE



3046__

Part No.	Hose End Nut Sizes	Fits Super-Stock Hose Sizes
304645	4	740004, 780004, 790004
304667	6	740006, 780006, 790006
304609	8	740008, 780008, 790008
304611	10	740010, 780010, 790010
304613	12	740012, 780012, 790012

90° BENT TUBE



3091__

Part No.	Hose End Nut Sizes	Fits Super-Stock Hose Sizes
309145	4	740004, 780004, 790004
309167	6	740006, 780006, 790006
309109	8	740008, 780008, 790008
309111	10	740010, 80010, 790010
309113	12	740012, 780012, 790012

120° BENT TUBE



3120__

Part No.	Hose End Nut Sizes	Fits Super-Stock Hose Sizes
312045	4	740004, 780004, 790004
312067	6	740006, 780006, 790006
312009	8	740008, 780008, 790008
312011	10	740010, 780010, 790010
312013	12	740012, 780012, 790012

150° BENT TUBE



3150__

Part No.	Hose End Nut Sizes	Fits Super-Stock Hose Sizes
315045	4	740004, 780004, 790004
315067	6	740006, 780006, 790006
315009	8	740008, 780008, 790008
315011	10	740010, 780010, 790010
315013	12	740012, 780012, 790012

180° BENT TUBE



3180__

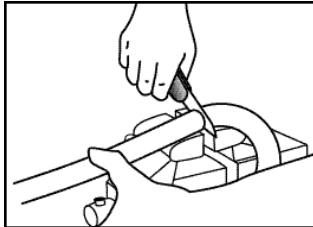
Part No.	Hose End Nut Sizes	Fits Super-Stock Hose Sizes
318045	4	740004, 780004, 790004
318067	6	740006, 780006, 790006
318009	8	740008, 780008, 790008
318011	10	740010, 780010, 790010
318013	12	740012, 780012, 790012

EZ-FIT HOSE ENDS

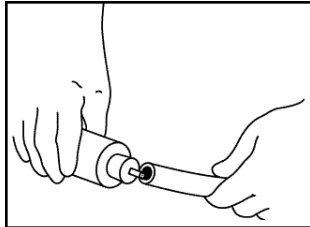


Earl's EZ-FIT hose ends are designed to be used with Earl's SUPER STOCK hose. They cannot be used with stainless steel braid protected hose. Aircraft and racing car plumbing use 37° sealing flares and cones. Commercial and OEM automotive plumbing use a 45° Earl's offers the EZ-FIT hose end in both configurations. THEY ARE NOT NORMALLY INTERCHANGEABLE. As noted in the tables, some of Earl's EZ-FIT feature a radiused seat which can be used with either AN or SAE adapters.

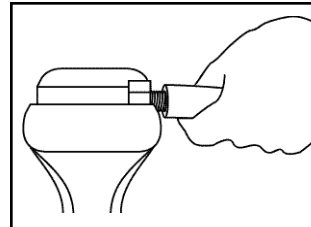
THESE BRASS AND STEEL hose ends were originally designed for commercial use where weight is not a factor. Available in a variety of configurations, they are stocked in both AN 37° and SAE 45° cones. For specific materials in stock at any time, please consult the factory.



Cut the end of the hose square with a sharp blade.




Lubricate the I.D. of the hose with Earl's assembly lube or engine oil.




Push the hose onto the hose end until it bottoms against the end of the hose.

AN HOSE ENDS (37° Flare)



EZ-FIT Part No.	Super Stock Hose Size	Hose I.D.	Ftg. Size	Thread
*701041	-4	1/4"	-4	7/16-20
*701451	-4	1/4"	-5	1/2-20
701061	-6	3/8"	-6	9/16-18
*701681	-6	3/8"	-8	3/4-16
*701081	-8	1/2"	-8	3/4-16
*701091	-8	1/2"	-10	7/8-14
*701101	-10	5/8"	-10	7/8-14
701121	-12	3/4"	-12 1	1 1/16-12
702041	-4	1/4"	-4	7/16-20
702061	-6	3/8"	-6	9/16-18
702081	-8	1/2"	-8	3/4-16
703041	-4	1/4"	-4	7/16-20
703061	-6	3/8"	-6	9/16-18
703081	-8	1/2"	-8	3/4-16
704041	-4	1/4"	-4	7/16-20
704061	-6	3/8"	-6	9/16-18

SAE HOSE ENDS (45° Flare)



EZ-FIT Part No.	Super Stock Hose Size	Hose I.D.	Ftg. Size	Thread
*701041	-4	1/4"	-4	7/16-20
*701451	-4	1/4"	-5	1/2-20
711061	-6	3/8"	-6	5/8-18
*701681	-6	3/8"	-8	3/4-16
*701081	-8	1/2"	-8	3/4-16
*701091	-8	1/2"	-10	7/8-14
*701101	-10	5/8"	-10	7/8-14
711121	-12	3/4"	-12 1	1 1/16-14
712041	-4	1/4"	-4	7/16-20
712061	-6	3/8"	-6	5/8-18
712081	-8	1/2"	-8	3/4-16
713041	-4	1/4"	-4	7/16-20
713061	-6	3/8"	-6	5/8-18
713081	-8	1/2"	-8	3/4-16

Typical Application

Size	Usage
4	Fuel Lines, Fuel and Oil Pressure Gauges
6	Fuel, Remote Oil Filter Lines
8	Dry Sump, Remote Oil Filter Lines
10	Dry Sump, Remote Oil Filter Lines
12	Dry Sump, Remote Oil Filter Lines

For construction material of specific items in stock, please contact the factory

*These ends have a dual seat that accepts AN (37°) & SAE (45°) male fittings.



ECON-O-FIT™ HOSE ENDS

ECON-O-FIT HOSE ENDS ARE COVERED BY U.S. PATENTS NO 4135744-DES 251676 AND 251918

ECON-O-FIT

ECON-O-FIT is the original anodized aluminum hose clamp cover. Its appearance dresses up any installation. ECON-O-FIT's specially designed interior grooving prevents the hose from "hanging up" on the clamp and ensures proper placement of the worm gear type clamp with respect to the end of the hose. ECON-O-FITs are machined from aluminum alloy and are available in red, blue, and chrome.

Body is hexagonal on sizes 4 through size 16. Body is round on sizes 18 through 36.



Econ-O-Fit Size	Econofit-O-Fit I.D.	Fits Perform-O-Flex™ & Auto-O-Flex™ Hose Size	Hose I.D.	Typical Application	Part No. Red	Part No. Blue	Part No. Chrome
3	7/16"	4 or 5	5/32"	Vacuum Live	900103	900203	900303
4	1/2"	4 or 5	7/32" – 1/4"	Fuel Lines – Vacuum Lines	900104	900204	900304
5	35/64"	4 or 5	1/4"	Fuel Lines	900105	900205	900305
6	5/8"	6	11/32"	Fuel Lines – Oil Lines	900106	900206	900306
7	21/32"	7	3/8"	Fuel Lines – Oil Lines	900107	900207	900307
8	11/16"	7 or 8	3/8" – 7/16"	Vent Lines – Oil Cooler Lines	900108	900208	900308
10	13/16"	10	9/16"	Oil Cooler Lines – Heater Hoses	900110	900210	900310
12	15/16"	12	11/16"	Heater Hoses	900112	900212	900312
14	1 – 1/8"	12 or 14	11/16" – 3/4"	Heater Hoses	900114	900214	900314
16	1 – 3/16"	16	7/8"	Heater – Radiator Hoses	900116	900216	900316
18	1 – 3/8"	16 or 18	7/8" – 1"	Heater – Radiator Hoses	900118	900218	900318
20	1 – 1/2"	20	1 – 1/8"	Heater – Radiator Hoses	900120	900220	900320
24	1 – 3/4"	24	1 – 3/8"	Radiator Hoses	900124	900224	900324
28	1 – 15/16"	28	1 – 1/2"	Radiator Hoses	900128	900228	900328
32	2 – 3/16"	32	1 – 3/4"	Radiator Hoses	900132	900232	900332
34	2 – 5/16"	**	**	Radiator Hoses	900134	900234	900334
36	2 – 3/8"	**	**	Radiator Hoses	900136	900236	900336

** No stainless braided hose this size. Intended for use with TUBE BRAID over existing radiator hose.

Shrink Tubing (4' lengths)

POLYOLEFIN SHRINK tubing is used as a strain relief on wire terminals, as a cover for wire bundles and as a covering for hoses. The heat from a butane torch or hot air gun will shrink the tubing to approximately half its original diameter.

Inner Diameter Before Shrinking	Inner Diameter		
	Red	Blue	Black
1/4"	117204	117304	117604
3/8"	117206	117306	117606
1/2"	117208	117308	117608
3/4"	117212	117312	117612
1"	117216	117316	117616
1-1/4"	117220	117320	117620
1-1/2"	117224	117324	117624

Flame Guard Insulation

IT IS OFTEN necessary to insulate hoses (or cables) from extreme heat sources. Earl's non-asbestos flame guard is the most efficient insulating sleeve available. Color: Brick Red



Operating Temperature
-65° F to +500° F
w/ splashes to 2000° F

Flame Guard Sizing

THE FOLLOWING chart will assist you in selecting the proper size flame guard for your particular application

Part No Bulk	I.D.	Perfo-A-Flex & Auto-Flex	Speed Flex Smooth Bore	Speed Flex II Speed Flex SL	Super Stock
730006	3/8		-3 & -4		
730008	1/2	-3, -4, & -5	-6	-4	-4
730010	3/4	-6, -7, -8, & -9	-8 & -10	-6	-6 & -8
730012	1	-10, -11, & -12	-12	-8 & -10	-10
730014	1 1/4	-14 & -16		-12	-12
730016	1 1/2	-18 & -20			

TUBE-BRAID™ HOSE COVERING




Stainless & Nylon Tube-Braid™ Protective Cov

EARL'S TUBE-BRAID™ is the least expensive way to finish off any custom engine modification. Easily installed, TUBE available in Nylon material in many different colors to match any engine compartment. Stainless TUBE-BRAID is act stainless steel that slips over existing hoses, and gives the look of the expensive line. Both Stainless and Nylon TUBE-BRAID work ideally with ECON-O-FIT hose ends for the finished appearance of professional plumbing. They are also excellent for covering individual wires and cables and for containment of wire bundles.



Stainless Steel	I.D. Range	Bulk Part No.	2 ft. PC Part No.	4 ft. PC Part No.
	1/4" to 3/8"	920010	—	910012
	3/8" to 5/8"	920013	—	910015
	3/4" to 1"	920001	910002	910003
	1" to 1-3/4"	920007	910008	910009
	1-1/2" to 3"	920004	910005	910006
	1-1/4" to 2"	920008	910020	910021

Clear Nylon	I.D. Range	Bulk Part No.	3 ft. PC Part No.	6 ft. PC Part No.	10 ft. PC Part No.	20 ft. PC Part No.
	1/4" to 1/2"	930001	930301	930601	931001	932001
	1/2" to 3/4"	930002	930302	930602	931002	932002
	3/4" to 1-1/4"	930003	930303	930603	931003	932003
	1-1/4" to 1-3/4"	930004	930304	930604	931004	—
	1-3/4" to 2-1/4"	930005	930305	930605	931005	—
Red Nylon						
	1/4" to 1/2"	940001	940301	940601	941001	942001
	1/2" to 3/4"	940002	940302	940602	941002	942002
	3/4" to 1-1/4"	940003	940303	940603	941003	942003
	1-1/4" to 1-3/4"	940004	940304	940604	941004	—
	1-3/4" to 2-1/4"	940005	940305	940605	941005	—
Blue Nylon						
	1/4" to 1/2"	950001	950301	950601	951001	952001
	1/2" to 3/4"	950002	950302	950602	951002	952002
	3/4" to 1-1/4"	950003	950303	950603	951003	952003
	1-1/4" to 1-3/4"	950004	950304	950604	951004	—
	1-3/4" to 2-1/4"	950005	950305	950605	951005	—
Black Nylon						
	1/4" to 1/2"	960001	960301	960601	961001	962001
	1/2" to 3/4"	960002	960302	960602	961002	962002
	3/4" to 1-1/4"	960003	960303	960603	961003	962003
	1-1/4" to 1-3/4"	960004	960304	960604	961004	—
	1-3/4" to 2-1/4"	960005	960305	960605	961005	—
Yellow Nylon						
	1/4" to 1/2"	970001	970301	970601	971001	972001
	1/2" to 3/4"	970002	970302	970602	971002	972002
	3/4" to 1-1/4"	970003	970303	970603	971003	972003
	1-1/4" to 1-3/4"	970004	970304	970604	971004	—
	1-3/4" to 2-1/4"	970005	970305	970605	971005	—



Heavy Duty Scissors

Part #003

For either Nylon or Stainless TUBE-BRAID™ these H.D. Scissors slice right through.




Earl's POWER STEERING HOSE ENDS are designed to be used only with EARL'S POWER STEERING HOSE. They cannot be used with either stainless steel braid-protected hose or with SUPER STOCK hose.

POWER STEERING Hose Ends

Due to extreme pressure spikes at the end of steering travel, power steering hose requirements are among the toughest in the industry. These steel hose ends have been developed specifically to meet these requirements—and to connect directly to popular power steering systems without the need for special adapter fittings.

Assembly & Maintenance instructions can be found in the Technical section of this catalog.




Straight 1301__

Part No.	Hose Size	Description	Thread
130106	-6	JIC Str. Fem.	9/16-18
130107	-6	SAE Str. Fem.	5/8-18
130108	-8	JIC Str. Fem.	3/4-16




Straight 1401__

Part No.	Hose Size	Description	Thread
140106	-6	Str. Hose End Male	5/8-18 I.F.*
140108	-8	Str. Hose End Male	3/4-18 I.F.*




45° 1346__

Part No.	Hose Size	Description	Thread
134606	-6	JIC 45° Fem.	9/16-18
134607	-6	SAE 45° Fem.	5/8-18




45° 1446__

Part No.	Hose Size	Description	Thread
144606	-6	45° Hose End Male	5/8-18 I.F.*
144608	-8	45° Hose End Male	3/4-18 I.F.*



90° 1391__

Part No.	Hose Size	Description	Thread
139106	-6	JIC 90° Fem.	9/16-18
139107	-6	SAE 90° Fem.	5/8-18
139108	-8	JIC 90° Fem.	3/4-16



90° 1491__


Part No.	Hose Size	Description	Thread
149106	-6	90° Hose End Male	5/8-18 I.F.*
149108	-8	90° Hose End Male	3/4-18 I.F.*

* I.F. = Inverted Flare

POWER STEERING Hose

A TRIPLE STEEL AND FABRIC braid-reinforced high pressure hose developed specifically to meet the demands of power steering systems, this flexible hose is also suitable for hydraulic and air lines. Available in sizes - 6 and - 8.

The pressure ratings shown are only valid when Earl's power steering hose is used with Earl's POWER STEERING hose ends. The use of other manufacturer's hose ends is not recommended.



Hose Size	Min. Bend Radius	Max. Operating Pressure (PSI)	Bulk Part #	6' Package	10' Package	20' Package
-6	4"	2,250	130006	130606	131006	132006
-8	4-5/8"	2,000	130008	130608	131008	132008



When considering the replacement of stock rubber brake hoses with stainless braid-protected hose of extruded teflon you should consider the following facts:

Speed-Flex hose is intended for use with Speed-Seal hose ends only. No other Earl's hose end is intended for use with Speed-Flex hose. The use of other manufacturers hose ends is not recommended. The use of stainless braid protected teflon brake hose assemblies will result in a firmer brake pedal, improved brake pedal "feel" and better brake modulation. These hoses will not necessarily provide longer hose life or any other advantage. We have independent test lab reports on file showing that prototype assemblies exceeded D.O.T. recommendations in all categories. The only continuing test program however, is a 4000 P.S.I. hydrostatic pressure test of every assembly that we make. We do not claim that any individual hose assembly is certifiable to D.O.T. standards and we therefore must advise you that they are sold to be used on off-road applications only. We make no claim of useability or suitability for highway or road use. Teflon brake hoses must be installed by an experienced professional mechanic. After installation each hose must be both clean and free flowing. There must be no possibility that the installed hose assemblies can stretch, crimp or kink under any conditions of wheel travel and steering angle. As with any hose installation, periodic inspection of hose condition is essential.

Earl's SPEED-FLEX Hose

HYDRAULIC SYSTEMS

STANDARD AUTOMOTIVE flexible brake hoses are manufactured from synthetic rubber and reinforced with multiple layers of fabric braid. They were designed and developed for use with drum brake systems. When disc brakes were developed for racing cars, line pressure requirements increased considerably. With the larger and heavier cars, like Ford's GT-40s, enough of the available brake pedal travel was used up in expanding the flexible brake hoses so that there was insufficient pedal travel left for safe braking.

In the mid-1960s, Earl's pioneered the use of armored flex hose of extruded teflon to solve this problem. The stiffness of the teflon liner combined with the tightly woven high tensile stainless steel outer braid solved the pedal travel problem. By eliminating the line swell it also dramatically increased the firmness and feel of the brake pedal which allowed the drivers to modulate the brakes more efficiently. Improved abrasion resistance and increased temperature capacity are secondary advantages.

Since brake actuation produces high pressure with very little fluid displacement, we recommend -3 SPEED-FLEX for brake systems. Clutch actuation, on the other hand, requires moderate pressure but considerable displacement

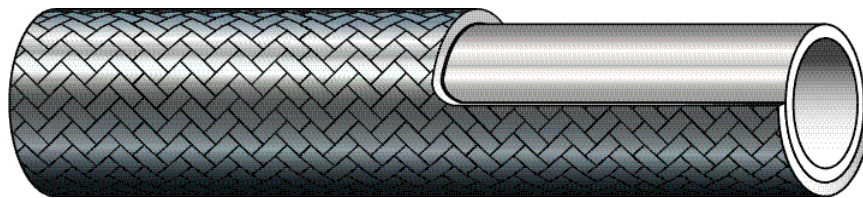
of fluid. For hydraulic clutch systems we recommend the use of -4 SPEED-FLEX.

FUEL & LUBRICATION SYSTEMS

In recent years various fuel manufacturers have added any number of new unpublished additives to their blends rendering some of them incompatible with synthetic rubber lined hose. Earl's Speed-Flex teflon lined stainless braided hose is impervious to any automotive fuel blend known to us and may be the best choice for use with modern racing gasolines. All SPEED-FLEX hoses are compatible with gasoline, hydrocarbon fuels, alcohols, nitro-methane, mineral and synthetic lubricants, and high density fuel additives. Sizes 6 and up are carbon lined to dissipate static electricity.

Some caution is necessary in the selection of armored teflon hose. The teflon liner is manufactured in two wall thicknesses, commercial (.030") and aircraft specification (.040"), Earl's uses the thicker and stronger wall. There are also hoses in the marketplace manufactured in such a manner that the stainless braid is loose on the teflon liner. These hoses offer good pressure capacity but limited expansion resistance.

Earl's SPEED-FLEX hose is the standard of the industry. Beware of imitations.



Hose Size	I.D.	Maximum Operating Pressure (PSI)	Liner Wall Thickness	Minimum Bend Radius	Operating Temperature	Bulk Part No.	10 ft. PC Part No.	20 ft. PC Part No.
2	5/64"	2000	.040"	1-1/2"	-65° to +450°F	600002	-----	-----
3	1/8"	2000	.040"	1-1/2"	-65° to +450°F	600003	610003	620003
4	3/16"	2000	.040"	1-1/2"	-65° to +450°F	600004	610004	620004
6	11/32" *	1500	.040"	4"	-65° to +450°F	600006	610006	620006
8	7/16" *	1000	.040"	5"	-65° to +450°F	600008	610008	620008
10	9/16" *	800	.040"	6-1/2"	-65° to +450°F	600010	610010	620010
12	11/16" *	800	.040"	7-1/2"	-65° to +450°F	600012	610012	620012

® Teflon is a registered trademark of Du Pont.

* Carbon lined for static dissipation.

Aluminum SPEED-SEAL: Earl's aluminum SPEED-SEAL hose ends are not recommended for use on automotive brake systems. Avoidance of over torquing is especially important with aluminum sockets.



TO REDUCE brake line swell under extreme pressure and consequent loss of pedal travel and firmness, stainless braid protected hose of our exclusive design (Earl's SPEED-FLEX) is used throughout the racing industry as flexible brake and clutch hoses. Earl's proven record of reliability and unmatched range of configurations has made SPEED-SEAL reusable hose ends the choice of professional race teams world wide. Since brake system hose ends are often subject to fatigue from extreme vibration, Earl's adjustable SPEED-SEAL -3 forged hose ends feature an 80% greater wall thickness than those of our competitors. In recent years various fuel manufacturers have added any number of new unpublished additives to their blends rendering some of them incompatible with synthetic rubber lined hose. Earl's Speed-Flex teflon lined stainless braided hose is impervious to any automotive fuel blend known to us and may be the best

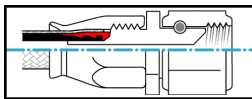
choice for use with modern racing gasolines. All SPEED-FLEX hoses are compatible with gasoline, hydrocarbon fuels, alcohols, nitro-methane, mineral and synthetic lubricants, and high density fuel additives. Not recommended for use with any other manufacturer's hose. (Not for use with any other Earl's hose.) Some caution is necessary in the selection of armored teflon hose. The teflon liner is manufactured in two wall thicknesses, commercial (.030") and aircraft specifications (.040"), Earl's uses the thicker and stronger wall. There are also hoses in the marketplace manufactured in such a manner that the stainless braid is loose on the teflon liner. These hoses offer good pressure capacity but limited expansion resistance.

SPEED-SEAL hose ends are available in stainless steel, steel and anodized aluminum, in both low profile and bent tube construction and in adjustable and non-adjustable configurations.

For Use With SPEED-FLEX Smooth Bore Hose


Color: Aluminum Hose Ends - Blue Body with Red Socket / Steel Hose Ends - Zinc Plated / Stainless Hose Ends - Natural

Straight




6001__

Non-Adjustable Low Profile 45°




6044__

Adjustable Low Profile 45°




6045__

Non-Adjustable Tube 45°



6046__

Adjustable Tube 45°



6047__

Non-Adjustable Low Profile 90°



6089__

Adjustable Low Profile 90°



6090__

Hose Size	Nut Size	Material	Straight	Non-Adj. Low Profile 45°	Adj. Low Profile 45°	Non-Adj. Tube 45°	Adj. Tube 45°	Non-Adj. Low Profile 90°	Adj. Low Profile 90°
-2	2	Stainless	6001902	6044902	6045902	—	—	6089902	6090902
-2	3	Stainless	6001923	6044923	6045923	—	—	6089923	6090923
-3	3	Steel	600103	604403	604503	604603	604703	608903	609003
-3	3	Aluminum	600133	604433	604533	604633	604733	608933	609033
-3	3	Stainless	600193	—	604593	—	604793	—	609093
-3	4	Steel	600143	—	—	—	—	—	—
-4	4	Steel	600104	604404	604504	604604	604704	608904	609004
-4	4	Aluminum	600134	604434	604534	604634	604734	608934	609034
-4	4	Stainless	600194	—	604594	—	604794	—	609094
-6	6	Steel	600106	—	604506	—	604706	—	609006
-6	6	Aluminum	600136	—	604536	—	604736	—	609036
-6	6	Stainless	600196	—	604596	—	604796	—	609096
-8	8	Steel	600108	—	604508	—	604708	—	609008
-8	8	Aluminum	600138	—	604538	—	604738	—	609038
-8	8	Stainless	600198	—	604598	—	604798	—	609098
-10	10	Steel	600110	—	604510	—	604710	—	609010
-10	10	Aluminum	600130	—	604530	—	604730	—	609030
-10	10	Stainless	600190	—	604590	—	604790	—	609090
-12	12	Steel	600112	—	604512	—	604712	—	609012
-12	12	Aluminum	600132	—	604532	—	604732	—	609032
-12	12	Stainless	600192	—	604592	—	604792	—	609092

SPEED SEAL™ HOSE ENDS



Aluminum SPEED-SEAL:

Earl's aluminum SPEED-SEAL hose ends are not recommended for use on automotive brake systems. Avoidance of over torquing is especially important with aluminum sockets.




The high performance plumbing industry offers two wall thicknesses in stainless braided protected extruded teflon hose—Earl's utilizes the thicker and stronger .040 wall thickness. This means that Earl's SPEED-SEAL hose ends are not compatible with thin walled hose from other sources.

In order to adjust the radial positioning of Earl's adjustable SPEED-SEAL hose ends, first loosen the swivel nut approximately 1/2 turn. Adjust the hose end and then retighten the swivel nut. Do not attempt to adjust the hose end without loosening the swivel nut.

For Use With SPEED-FLEX Smooth Bore Hose


Color: Aluminum Hose Ends - Blue Body with Red Socket • Steel Hose Ends - Zinc Plated • Stainless Hose Ends - Natural

Non-Adjustable Tube 90°




6091__

Adjustable Tube 90°




6092__

Non-Adjustable Tube 120°




6120__

Adjustable Tube 120°




6121__

Non-Adjustable Tube 150°




6150__

Adjustable Tube 150°




6151__

Non-Adjustable Tube 180°



6180__

Adjustable Tube 180°




6181__

Hose Size	Nut Size	Material	Non-Adj. Tube 90°	Adj. Tube 90°	Non-Adj. Tube 120°	Adj. Tube 120°	Non-Adj. Tube 150°	Adj. Tube 150°	Non-Adj. Tube 180°	Adj. Tube 180°
-3	3	Steel	609103	609203	612003	612103	615003	615103	618003	618103
-3	3	Aluminum	609133	609233	612033	612133	615033	615133	618033	618133
-3	3	Stainless	609193	609293	612093	612193	615093	615193	618093	618193
-3	4	Steel	—	—	—	—	—	—	—	—
-4	4	Steel	609104	609204	612004	612104	615004	615104	618004	618104
-4	4	Aluminum	609134	609234	612034	612134	615034	615134	618034	618134
-4	4	Stainless	609194	609294	612094	612194	615094	615194	618094	618194
-6	6	Steel	—	609206	—	612106	—	615106	—	618106
-6	6	Aluminum	—	609236	—	612136	—	615136	—	618136
-6	6	Stainless	—	609296	—	612196	—	615196	—	618196
-8	8	Steel	—	609208	—	612108	—	615108	—	618108
-8	8	Aluminum	—	609238	—	612138	—	615138	—	618138
-8	8	Stainless	—	609298	—	612198	—	615198	—	618198
-10	10	Steel	—	609210	—	612110	—	615110	—	618110
-10	10	Aluminum	—	609230	—	612130	—	615130	—	618130
-10	10	Stainless	—	609290	—	612190	—	615190	—	618190
-12	12	Steel	—	609212	—	612112	—	615112	—	618112
-12	12	Aluminum	—	609232	—	612132	—	615132	—	618132
-12	12	Stainless	—	609292	—	612192	—	615192	—	618192




Aluminum SPEED-SEAL:
Earl's aluminum SPEED-SEAL hose ends are not recommended for use on automotive brake systems. Avoidance of over torquing is especially important with aluminum sockets.


Color: Aluminum Hose Ends - Blue Body with Red Socket • Steel Hose Ends - Zinc Plated • Stainless Hose Ends - Natural



Male



Female

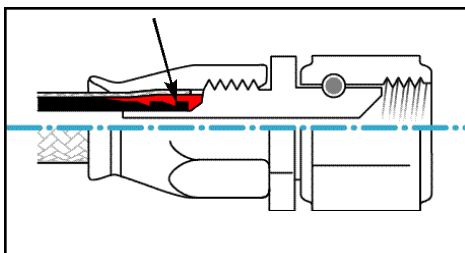


Bulkhead

For Use With SPEED-FLEX Smooth Bore Hose

Part No.	Material	Hose Size	Thread Size
640103	Steel	3	Male 3/8-24 I.F.
640133	Aluminum	3	Male 3/8-24 I.F.
640193	Stainless	3	Male 3/8-24 I.F.
640196	Steel	6	5/8-18 Male I.F.
640203	Steel	3	-3 AN Male Bulkhead
640233	Aluminum	3	-3 AN Male Bulkhead
640293	Stainless	3	-3 AN Male Bulkhead
640303	Steel	3	Male 10mm x1 Convex (IF)
640333	Aluminum	3	Male 10mm x1 Convex (IF)
640393	Stainless	3	Male 10mm x1 Convex (IF)
640403	Steel	3	Male 10mm x1.25 Concave
640433	Aluminum	3	Male 10mm x1.25 Concave
640493	Stainless	3	Male 10mm x1.25 Concave
640503	Steel	3	Female 3/8-24 Convex (IF)
640533	Aluminum	3	Female 3/8-24 Convex (IF)
640593	Stainless	3	Female 3/8-24 Convex (IF)
640603	Steel	3	Female 10mm x1 Convex (IF)
640633	Aluminum	3	Female 10mm x1 Convex (IF)
640693	Stainless	3	Female 10mm x1 Convex (IF)
640703	Steel	3	Female 10mm x1.25 Convex (IF)
640733	Aluminum	3	Female 10mm x1.25 Convex (IF)
640793	Stainless	3	Female 10mm x1.25 Convex (IF)
640803	Steel	3	Male 10mm x1 Long Concave
640833	Aluminum	3	Male 10mm x1 Long Concave
640893	Stainless	3	Male 10mm x1 Long Concave

Replacement Olives for SPEED-SEAL Smooth Bore Hose Ends



NOTE: Olives for .040 wall hose only


Size	Brass Part No.	Aluminum Part No.	Stainless Part No.
-2	699020	—	—
-3	699030	699033	699039
-4	699040	699043	699049
-6	699060	699063	699069
-8	699080	699083	699089
-10	699100	699103	699109
-12	699120	699123	699129

SPECIAL SPEED SEAL™ BRAKE HOSE ENDS




Aluminum SPEED-SEAL:
Earl's aluminum SPEED-SEAL hose ends are not recommended for use on automotive brake systems. Avoidance of over torquing is especially important with aluminum sockets.


Color: Aluminum Hose Ends - Blue Body with Red Socket • Steel Hose Ends - Zinc Plated • Stainless Hose Ends - Natural



Male Straight 5/8-18 Concave



Male 45° 5/8-18 Concave



Male 90° 5/8-18 Concave

For Use With SPEED-FLEX Smooth Bore Hose

Part No.	Material	Hose Size	Thread Size
640903	Steel	3	Female 10mm x1 Convex (Honda)
640933	Aluminum	3	Female 10mm x1 Convex (Honda)
640993	Stainless	3	Female 10mm x1 Convex (Honda)
641003	Steel	3	Female 10mm x1 Convex (Toyota)
641033	Aluminum	3	Female 10mm x1 Convex (Toyota)
641093	Stainless	3	Female 10mm x1 Convex (Toyota)
641103	Steel	3	Female 10mm x1 Concave
641133	Aluminum	3	Female 10mm x1 Concave
641193	Stainless	3	Female 10mm x1 Concave
641203	Steel	3	Female 10mm x1.25 Concave
641233	Aluminum	3	Female 10mm x1.25 Concave
641293	Stainless	3	Female 10mm x1.25 Concave
641303	Steel	3	Male 10mm x1.25 Convex (IF)
641333	Aluminum	3	Male 10mm x1.25 Convex (IF)
641393	Stainless	3	Male 10mm x1.25 Convex (IF)
641403	Steel	3	Male 10mm x1.25 Bulkhead
641433	Aluminum	3	Male 10mm x1.25 Bulkhead
641493	Stainless	3	Male 10mm x1.25 Bulkhead
641503	Steel	3	Male 10mm x1 Bulkhead
641533	Aluminum	3	Male 10mm x1 Bulkhead
641593	Stainless	3	Male 10mm x1 Bulkhead
644696	Steel	6	Male 45° 5/8-18 Concave
649196	Steel	6	Male 90° 5/8-18 Concave



Our SPEED-SEAL hose ends are designed for .040 wall hose such as our SPEED-FLEX Smooth Bore. We use .040 wall hose because we feel it makes a more reliable hose assembly.

Manufacturers smooth bore teflon hose ends are designed for thin .030 wall hose. Make sure that the hose ends you are using are compatible with the wall thickness of the hose you are using. If the hose ends and hose are not compatible your hose assembly may fail in service.

Our hose ends can be converted to fit the thin wall hose by replacing the olive inside the socket.

Replacement olives for use with .030 wall hose are available in brass only	Size	Size	Size
Olives for thin wall use only	4 699041	6 699061	10 699101
Part numbers are as follows:		8 699081	12 699121




Aluminum SPEED-SEAL:
Earl's aluminum SPEED-SEAL hose ends are not recommended for use on automotive brake systems. Avoidance of over torquing is especially important with aluminum sockets.

SPEED SEAL™ Banjo, Tee & Cross Hose Ends

NOTE: As listed in the chart below, Earl's offers many configurations of adjustable and non-adjustable Banjo hose ends in both the U.S. .425" and the U.K. and European 8mm heights. It is important to use the correct Banjo bolts for each height. Color: Aluminum - Blue with Red Socket / Stainless - Natural with Red Socket / Steel - Zinc Plated.


See adapter section for banjo bolts



Hose Size	Height/ Material	Banjo Bolt Diameter	Straight Non-Adj. Short	Straight Non-Adj. Long	Straight Adj. Long	30° Bent Non-Adj. Long	30° Bent Adj. Long	90° Bent Non-Adj. Long
-2	.425"/Stainless	3/8" or 10mm	—	6007292	—	—	—	—
-2	8mm/Stainless	5/16" or 8mm	—	6007092	—	—	—	—
-3	.425"/Steel	3/8" or 10mm	600303	600703	600403	600803	600503	601503
-3	8mm/Steel	3/8" or 10mm	—	601703	—	601803	—	—
-3	.425"/Alum.	3/8" or 10mm	600333	600733	600433	600833	600533	601533
-3	8mm/Alum.	3/8" or 10mm	—	601733	—	601833	—	—
-3	.425"/Stainless	3/8" or 10mm	600393	600793	600493	600893	600593	601593
-3	8mm/Stainless	3/8" or 10mm	—	601793	—	601893	—	—
-4	.425"/Steel	7/16"	600304	—	—	—	—	—
-4	.425 /Steel	3/8" or 10mm	600341	—	—	—	—	—
-3	.425 /Steel	7/16	600343	600743	—	600843	—	—



Hose Size	Height/ Material	Banjo Bolt Diameter	20° Side Bent Non-Adj.	20° Side Bent Adj.	Double Non-Adj. Short	Double Non-Adj. Long	45° Bent Non-Adj. Double
-3	.425"/Steel	3/8" or 10mm	601103	601203	600603	601303	601403
-3	8mm/Steel	3/8" or 10mm	601903	—	—	—	—
-3	.425"/Alum.	3/8" or 10mm	601133	601233	600633	601333	601433
-3	8mm/Alum.	3/8" or 10mm	601933	—	—	—	—
-3	.425"/Stainless	3/8" or 10mm	601193	601293	600693	601393	601493
-3	8mm/Stainless	3/8" or 10mm	601993	—	—	—	—



Hose Size	Material	Mount Bolt Diameter	Hose — AN	Hose — Hose	Mount Hose + AN	Mount AN + AN
-3	Steel	#10 or 3/16"	6453103	6453503	6453203	6453003
-3	Aluminum	#10 or 3/16"	6453133	6453533	6453233	6453033
-3	Stainless	#10 or 3/16"	6453193	6453593	6453293	6453093

RADIATOR HOSE KITS

1-Pc: 1-3/4 Dia. Form-A-Flex® & 2-End Connectors		
P/N	UNIT	CONNECTORS
121121	1 ft. Kit	Red
121122	1 ft. Kit	Blue
121123	1 ft. Kit	Chrome
121125	1 ft. Kit	Black (AT)
121241	2 ft. Kit	Red
121242	2 ft. Kit	Blue
121243	2 ft. Kit	Chrome
121245	2 ft. Kit	Black (AT)
121361	3 ft. Kit	Red
121362	3 ft. Kit	Blue
121363	3 ft. Kit	Chrome
121365	3 ft. Kit	Black (AT)

HEATER HOSE KITS

2-Pcs: 3/4 Dia, 44" Form-A-Flex® & 4-End Connectors	
P/N	CONNECTORS
122881	Red
122882	Blue
122883	Chrome
122885	Black (AT)

DOUBLE ECON-O-FIT® FITTINGS

Without Silicone Hose		
P/N	DESCRIPTION	CONNECTORS
9001115	for 3/4 Hose	Red
9002115	for 3/4 Hose	Blue
9003115	for 3/4 Hose	Chrome
9005115	for 1-3/4 Hose	Black (AT)
9001133	for 1-3/4 Hose	Red
9002133	for 1-3/4 Hose	Blue
9003133	for 1-3/4 Hose	Chrome
9005133	for 1-3/4 Hose	Black (AT)

FORM-A-FLEX® BULK


P/N	DESCRIPTION
121000	1-3/4 Form-A-Flex®
122000	3/4 Form-A-Flex®
121103	1-3/4 Blue Silicone Hose for Double Econ-O-Fit®
122103	3/4 Blue Silicone Hose

FOR MANY YEARS, street rod and show car enthusiasts have faced the problem of finding radiator and heater lines that match the appearance of the rest of the vehicle. The original equipment-type molded black rubber hoses are inefficient and inexpensive, leave a lot to be desired in the appearance of the vehicle. The tortuous bends often required to clear front engine components usually preclude the use of rigid or actively inflexible stainless steel or aluminum protected elastomeric hoses such as EARL's AUTO-FLEX. Further, the inherent stiffness of this type of hose imposes substantial loads on the soldered radiator inlet and outlet necks—especially when the engine rocks on flexible mounts.



EARL's **NEW FORM-A-FLEX** radiator and heater lines set a new standard for flexible water lines. Manufactured from corrugated 300 series stainless steel tubing, their corrosion resistance is not skin deep—it is absolute.

There is no plating to flake off or rust through. They can be permanently bent by hand in tight radii and still remain flexible enough to absorb engine vibration and rock.



900

The connector sleeves at each end of the **FORM-A-FLEX** tubing are made from the same silicon rubber used in Indy cars.

The full worm gear hose clamps are enclosed in a housing machined from a billet of 6061-T6 aircraft aluminum that is either bright dip anodized or chrome plated.

FORM-A-FLEX brings the quality you expect from EARL's—the industry leader in high-performance and racing plumbing—to the street rod and show car markets. Nothing on the market compares to **FORM-A-FLEX**.



When considering the replacement of stock rubber brake hoses with stainless braid-protected hose of extruded teflon you should consider the following facts:

Stainless braid protected teflon brake hose assemblies will result in a firmer brake pedal, improved brake pedal "feel" and better brake modulation. These hoses will not necessarily provide longer hose life or any other advantage. We have independent test lab reports on file showing that prototype assemblies exceeded D.O.T. recommendations in all categories. The only continuing test program however, is a 4000 P.S.I. hydrostatic pressure test of every assembly that we make. We do not claim that any individual hose assembly is certifiable to D.O.T. standards and we therefore must advise you that they are sold to be used on off-road applications only. We make no claim of useability or suitability for highway or road use. Teflon brake hoses must be installed by an experienced professional mechanic. After installation each hose must be both clean and free flowing. There must be no possibility that the installed hose assemblies can stretch, crimp or kink under any conditions of wheel travel and steering angle. As with any hose installation, periodic inspection of hose condition is essential.

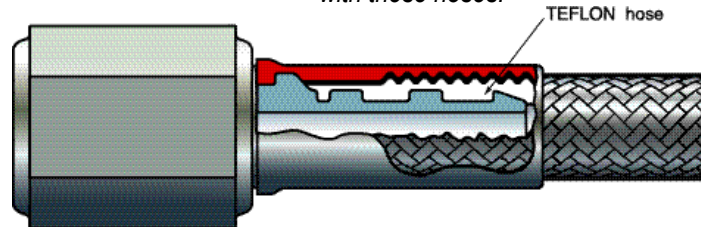
CONSTRUCTION: These factory assembled hoses are made from the same SPEED-FLEX stainless steel braid protected hose of extruded teflon that is the world wide standard of the racing industry for flexible brake, clutch and instrument hoses. Hoses are assembled with Earl's SPEED-FLEX crimp and/or swaged permanently installed hose ends. Each hose is pressure tested to 4,000 psi.

MAXIMUM OPERATING PRESSURE: 2,000 psi.

APPLICATION:

- Medium pressure hydraulic systems
- Flexible brake and clutch hoses
- Instrument hoses (most racing sanctioning bodies forbid the use of unarmored hoses in the cockpit area)

Refer to the adapter section for adapter fittings, banjo bolts and plumbing accessories section for crush washers for use with these hoses.



These assemblies can be special ordered in any configuration and in any length.

TEFLON* LINED HYDRAULIC MEDIUM PRESSURE HOSE ASSEMBLIES



630101__

-3 AN FEMALE SWIVEL BOTH ENDS SIZE 3 HOSE

Part No.	Length	Part No.	Length	Part No.	Length	Part No.	Length
63010110	10"	63010116	16"	63010124	24"	63010136	36"
63010111	11"	63010118	18"	63010126	26"	63010140	40"
63010112	12"	63010120	20"	63010128	28"	63010144	44"
63010114	14"	63010122	22"	63010132	32"	63010148	48"



630117__

-3 AN FEMALE SWIVEL STRAIGHT TO -3 FEMALE SWIVEL 90° SIZE 3 HOSE

Part No.	Length	Part No.	Length	Part No.	Length	Part No.	Length
63011710	10"	63011716	16"	63011724	24"	63011736	36"
63011711	11"	63011718	18"	63011726	26"	63011740	40"
63011712	12"	63011720	20"	63011728	28"	63011744	44"
63011714	14"	63011722	22"	63011732	32"	63011748	48"



630102__

See adapter section for banjo bolts

-3 AN FEMALE SWIVEL TO 10mm/3/8" BANJO (.425 THICK) SIZE 3 HOSE**

Part No.	Length	Part No.	Length	Part No.	Length	Part No.	Length
63010213	13"	63010218	18"	63010228	28"	63010238	38"
63010214	14"	63010220	20"	63010230	30"	63010240	40"
63010215	15"	63010222	22"	63010232	32"	63010242	42"
63010216	16"	63010224	24"	63010234	34"	63010244	44"
63010217	17"	63010226	26"	63010236	36"	63010248	48"








*Teflon is a Du Pont trademark.

**For use with 10mm or 3/8-24 UNF Banjo Bolts.

Refer to STOP & READ on previous page

TEFLON* LINED HYDRAULIC MEDIUM PRESSURE HOSE ASSEMBLIES

These assemblies can be special ordered in any configuration and in any length.

 <p>630202_ _ See adapter section for banjo bolts</p>	10mm/3/8" BANJO**(.425 THICK) BOTH ENDS SIZE 3 HOSE																																																														
	<table border="1"> <thead> <tr> <th>Part No.</th> <th>Length</th> <th>Part No.</th> <th>Length</th> <th>Part No.</th> <th>Length</th> <th>Part No.</th> <th>Length</th> </tr> </thead> <tbody> <tr> <td>63020213</td> <td>13"</td> <td>63020218</td> <td>18"</td> <td>63020228</td> <td>28"</td> <td>63020238</td> <td>38"</td> </tr> <tr> <td>63020214</td> <td>14"</td> <td>63020220</td> <td>20"</td> <td>63020230</td> <td>30"</td> <td>63020240</td> <td>40"</td> </tr> <tr> <td>63020215</td> <td>15"</td> <td>63020222</td> <td>22"</td> <td>63020232</td> <td>32"</td> <td>63020242</td> <td>42"</td> </tr> <tr> <td>63020216</td> <td>16"</td> <td>63020224</td> <td>24"</td> <td>63020234</td> <td>34"</td> <td>63020244</td> <td>44"</td> </tr> <tr> <td>63020217</td> <td>17"</td> <td>63020226</td> <td>26"</td> <td>63020236</td> <td>36"</td> <td>63020248</td> <td>48"</td> </tr> </tbody> </table>	Part No.	Length	Part No.	Length	Part No.	Length	Part No.	Length	63020213	13"	63020218	18"	63020228	28"	63020238	38"	63020214	14"	63020220	20"	63020230	30"	63020240	40"	63020215	15"	63020222	22"	63020232	32"	63020242	42"	63020216	16"	63020224	24"	63020234	34"	63020244	44"	63020217	17"	63020226	26"	63020236	36"	63020248	48"														
Part No.	Length	Part No.	Length	Part No.	Length	Part No.	Length																																																								
63020213	13"	63020218	18"	63020228	28"	63020238	38"																																																								
63020214	14"	63020220	20"	63020230	30"	63020240	40"																																																								
63020215	15"	63020222	22"	63020232	32"	63020242	42"																																																								
63020216	16"	63020224	24"	63020234	34"	63020244	44"																																																								
63020217	17"	63020226	26"	63020236	36"	63020248	48"																																																								
 <p>630116_ _ See adapter section for banjo bolts</p>	-3 AN FEMALE SWIVEL TO 7/16" BANJO (.425 THICK) SIZE 3 HOSE																																																														
	<table border="1"> <thead> <tr> <th>Part No.</th> <th>Length</th> <th>Part No.</th> <th>Length</th> <th>Part No.</th> <th>Length</th> <th>Part No.</th> <th>Length</th> </tr> </thead> <tbody> <tr> <td>63011610</td> <td>10"</td> <td>63011616</td> <td>16"</td> <td>63011624</td> <td>24"</td> <td>63011636</td> <td>36"</td> </tr> <tr> <td>63011611</td> <td>11"</td> <td>63011618</td> <td>18"</td> <td>63011626</td> <td>26"</td> <td>63011640</td> <td>40"</td> </tr> <tr> <td>63011612</td> <td>12"</td> <td>63011620</td> <td>20"</td> <td>63011628</td> <td>28"</td> <td>63011644</td> <td>44"</td> </tr> <tr> <td>63011614</td> <td>14"</td> <td>63011622</td> <td>22"</td> <td>63011632</td> <td>32"</td> <td>63011648</td> <td>48"</td> </tr> </tbody> </table>	Part No.	Length	Part No.	Length	Part No.	Length	Part No.	Length	63011610	10"	63011616	16"	63011624	24"	63011636	36"	63011611	11"	63011618	18"	63011626	26"	63011640	40"	63011612	12"	63011620	20"	63011628	28"	63011644	44"	63011614	14"	63011622	22"	63011632	32"	63011648	48"																						
Part No.	Length	Part No.	Length	Part No.	Length	Part No.	Length																																																								
63011610	10"	63011616	16"	63011624	24"	63011636	36"																																																								
63011611	11"	63011618	18"	63011626	26"	63011640	40"																																																								
63011612	12"	63011620	20"	63011628	28"	63011644	44"																																																								
63011614	14"	63011622	22"	63011632	32"	63011648	48"																																																								
 <p>631616_ _ See adapter section for banjo bolts</p>	7/16" BANJO TO 7/16" BANJO (.425 THICK) SIZE 3 HOSE																																																														
	<table border="1"> <thead> <tr> <th>Part No.</th> <th>Length</th> <th>Part No.</th> <th>Length</th> <th>Part No.</th> <th>Length</th> <th>Part No.</th> <th>Length</th> </tr> </thead> <tbody> <tr> <td>63161610</td> <td>10"</td> <td>63161616</td> <td>16"</td> <td>63161624</td> <td>24"</td> <td>63161636</td> <td>36"</td> </tr> <tr> <td>63161611</td> <td>11"</td> <td>63161618</td> <td>18"</td> <td>63161626</td> <td>26"</td> <td>63161640</td> <td>40"</td> </tr> <tr> <td>63161612</td> <td>12"</td> <td>63161620</td> <td>20"</td> <td>63161628</td> <td>28"</td> <td>63161644</td> <td>44"</td> </tr> <tr> <td>63161614</td> <td>14"</td> <td>63161622</td> <td>22"</td> <td>63161632</td> <td>32"</td> <td>63161648</td> <td>48"</td> </tr> </tbody> </table>	Part No.	Length	Part No.	Length	Part No.	Length	Part No.	Length	63161610	10"	63161616	16"	63161624	24"	63161636	36"	63161611	11"	63161618	18"	63161626	26"	63161640	40"	63161612	12"	63161620	20"	63161628	28"	63161644	44"	63161614	14"	63161622	22"	63161632	32"	63161648	48"																						
Part No.	Length	Part No.	Length	Part No.	Length	Part No.	Length																																																								
63161610	10"	63161616	16"	63161624	24"	63161636	36"																																																								
63161611	11"	63161618	18"	63161626	26"	63161640	40"																																																								
63161612	12"	63161620	20"	63161628	28"	63161644	44"																																																								
63161614	14"	63161622	22"	63161632	32"	63161648	48"																																																								
 <p>630405_ _</p>	3/16" TUBE INVERTED FLARE (3/8-24) FEMALE TO 3/16" INVERTED FLARE (3/8-24) MALE SIZE 3 HOSE																																																														
	<table border="1"> <thead> <tr> <th>Part No.</th> <th>Length</th> <th>Part No.</th> <th>Length</th> <th>Part No.</th> <th>Length</th> <th>Part No.</th> <th>Length</th> </tr> </thead> <tbody> <tr> <td>63040510</td> <td>10"</td> <td>63040516</td> <td>16"</td> <td>63040524</td> <td>24"</td> <td>63040536</td> <td>36"</td> </tr> <tr> <td>63040511</td> <td>11"</td> <td>63040518</td> <td>18"</td> <td>63040526</td> <td>26"</td> <td>63040540</td> <td>40"</td> </tr> <tr> <td>63040512</td> <td>12"</td> <td>63040520</td> <td>20"</td> <td>63040528</td> <td>28"</td> <td>63040544</td> <td>44"</td> </tr> <tr> <td>63040514</td> <td>14"</td> <td>63040522</td> <td>22"</td> <td>63040532</td> <td>32"</td> <td>63040548</td> <td>48"</td> </tr> </tbody> </table>	Part No.	Length	Part No.	Length	Part No.	Length	Part No.	Length	63040510	10"	63040516	16"	63040524	24"	63040536	36"	63040511	11"	63040518	18"	63040526	26"	63040540	40"	63040512	12"	63040520	20"	63040528	28"	63040544	44"	63040514	14"	63040522	22"	63040532	32"	63040548	48"																						
Part No.	Length	Part No.	Length	Part No.	Length	Part No.	Length																																																								
63040510	10"	63040516	16"	63040524	24"	63040536	36"																																																								
63040511	11"	63040518	18"	63040526	26"	63040540	40"																																																								
63040512	12"	63040520	20"	63040528	28"	63040544	44"																																																								
63040514	14"	63040522	22"	63040532	32"	63040548	48"																																																								
 <p>630707_ _</p>	10MM x 1 FEMALE TO 10mm x 1 FEMALE																																																														
	<table border="1"> <thead> <tr> <th>Part No.</th> <th>Length</th> <th>Part No.</th> <th>Length</th> <th>Part No.</th> <th>Length</th> <th>Part No.</th> <th>Length</th> </tr> </thead> <tbody> <tr> <td>63070710</td> <td>10"</td> <td>63070716</td> <td>16"</td> <td>63070724</td> <td>24"</td> <td>63070736</td> <td>36"</td> </tr> <tr> <td>63070711</td> <td>11"</td> <td>63070718</td> <td>18"</td> <td>63070726</td> <td>26"</td> <td>63070740</td> <td>40"</td> </tr> <tr> <td>63070712</td> <td>12"</td> <td>63070720</td> <td>20"</td> <td>63070728</td> <td>28"</td> <td>63070744</td> <td>44"</td> </tr> <tr> <td>63070714</td> <td>14"</td> <td>63070722</td> <td>22"</td> <td>63070732</td> <td>32"</td> <td>63070748</td> <td>48"</td> </tr> </tbody> </table>	Part No.	Length	Part No.	Length	Part No.	Length	Part No.	Length	63070710	10"	63070716	16"	63070724	24"	63070736	36"	63070711	11"	63070718	18"	63070726	26"	63070740	40"	63070712	12"	63070720	20"	63070728	28"	63070744	44"	63070714	14"	63070722	22"	63070732	32"	63070748	48"																						
Part No.	Length	Part No.	Length	Part No.	Length	Part No.	Length																																																								
63070710	10"	63070716	16"	63070724	24"	63070736	36"																																																								
63070711	11"	63070718	18"	63070726	26"	63070740	40"																																																								
63070712	12"	63070720	20"	63070728	28"	63070744	44"																																																								
63070714	14"	63070722	22"	63070732	32"	63070748	48"																																																								
 <p>630710_ _</p>	10mm x1 FEMALE TO 10mm x MALE																																																														
	<table border="1"> <thead> <tr> <th>Part No.</th> <th>Length</th> <th>Part No.</th> <th>Length</th> <th>Part No.</th> <th>Length</th> <th>Part No.</th> <th>Length</th> </tr> </thead> <tbody> <tr> <td>63071010</td> <td>10"</td> <td>63071016</td> <td>16"</td> <td>63071024</td> <td>24"</td> <td>63071036</td> <td>36"</td> </tr> <tr> <td>63071011</td> <td>11"</td> <td>63071018</td> <td>18"</td> <td>63071026</td> <td>26"</td> <td>63071040</td> <td>40"</td> </tr> <tr> <td>63071012</td> <td>12"</td> <td>63071020</td> <td>20"</td> <td>63071028</td> <td>28"</td> <td>63071044</td> <td>44"</td> </tr> <tr> <td>63071014</td> <td>14"</td> <td>63071022</td> <td>22"</td> <td>63071032</td> <td>32"</td> <td>63071048</td> <td>48"</td> </tr> </tbody> </table>	Part No.	Length	Part No.	Length	Part No.	Length	Part No.	Length	63071010	10"	63071016	16"	63071024	24"	63071036	36"	63071011	11"	63071018	18"	63071026	26"	63071040	40"	63071012	12"	63071020	20"	63071028	28"	63071044	44"	63071014	14"	63071022	22"	63071032	32"	63071048	48"																						
Part No.	Length	Part No.	Length	Part No.	Length	Part No.	Length																																																								
63071010	10"	63071016	16"	63071024	24"	63071036	36"																																																								
63071011	11"	63071018	18"	63071026	26"	63071040	40"																																																								
63071012	12"	63071020	20"	63071028	28"	63071044	44"																																																								
63071014	14"	63071022	22"	63071032	32"	63071048	48"																																																								
 <p>641919_ _</p>	-4 AN FEMALE SWIVEL BOTH ENDS SIZE 4 HOSE																																																														
	<table border="1"> <thead> <tr> <th>Part No.</th> <th>Length</th> <th>Part No.</th> <th>Length</th> <th>Part No.</th> <th>Length</th> <th>Part No.</th> <th>Length</th> </tr> </thead> <tbody> <tr> <td>64191906</td> <td>6"</td> <td>64191913</td> <td>13"</td> <td>64191920</td> <td>20"</td> <td>64191934</td> <td>34"</td> </tr> <tr> <td>64191907</td> <td>7"</td> <td>64191914</td> <td>14"</td> <td>64191922</td> <td>22"</td> <td>64191936</td> <td>36"</td> </tr> <tr> <td>64191908</td> <td>8"</td> <td>64191915</td> <td>15"</td> <td>64191924</td> <td>24"</td> <td>64191938</td> <td>38"</td> </tr> <tr> <td>64191909</td> <td>9"</td> <td>64191916</td> <td>16"</td> <td>64191926</td> <td>26"</td> <td>64191940</td> <td>40"</td> </tr> <tr> <td>64191910</td> <td>10"</td> <td>64191918</td> <td>18"</td> <td>64191930</td> <td>30"</td> <td>64191944</td> <td>44"</td> </tr> <tr> <td>64191912</td> <td>12"</td> <td>64191919</td> <td>19"</td> <td>64191932</td> <td>32"</td> <td>64191948</td> <td>48"</td> </tr> </tbody> </table>	Part No.	Length	Part No.	Length	Part No.	Length	Part No.	Length	64191906	6"	64191913	13"	64191920	20"	64191934	34"	64191907	7"	64191914	14"	64191922	22"	64191936	36"	64191908	8"	64191915	15"	64191924	24"	64191938	38"	64191909	9"	64191916	16"	64191926	26"	64191940	40"	64191910	10"	64191918	18"	64191930	30"	64191944	44"	64191912	12"	64191919	19"	64191932	32"	64191948	48"						
Part No.	Length	Part No.	Length	Part No.	Length	Part No.	Length																																																								
64191906	6"	64191913	13"	64191920	20"	64191934	34"																																																								
64191907	7"	64191914	14"	64191922	22"	64191936	36"																																																								
64191908	8"	64191915	15"	64191924	24"	64191938	38"																																																								
64191909	9"	64191916	16"	64191926	26"	64191940	40"																																																								
64191910	10"	64191918	18"	64191930	30"	64191944	44"																																																								
64191912	12"	64191919	19"	64191932	32"	64191948	48"																																																								

*Teflon is a Du Pont trademark.

**For use with 10mm or 3/8-24 UNF Banjo Bolts.

EARL'S OFFERS the most complete line of adapter fittings in the industry. In addition to the standard range of AN adapters in both aluminum and steel, over the past 30 years Earl's has designed and manufactured a wide selection of special adapter fittings to meet the needs of the racing industry. These specials include metric to AN, BSP to AN, inverted flare to AN and power steering fittings.

Refer to tech section for AN number to tube size conversion.

Color: Blue Anodized

Pipe Thread to A.N. Adapters

STRAIGHT



9816__

Part No.	Ftg. Size	Pipe Thd. Size
981603	3	1/8
981604	4	1/8
981644	4	1/4
981662	6	1/8
981606	6	1/4
981666	6	3/8
981668	6	1/2
981607	8	1/4
981608	8	3/8
981688	8	1/2
981611	10	3/8
981610	10	1/2
981609	10	3/4
981612	12	3/4
981613	12	1/2
981615	16	3/4
981616	16	1
981620	20	1-1/4

90° ELBOW



9822__

Part No.	Ftg. Size	Pipe Thd. Size
982203	3	1/8
982204	4	1/8
982244	4	1/4
982262	6	1/8
982206	6	1/4
982266	6	3/8
982268	6	1/2
982207	8	1/4
982208	8	3/8
982288	8	1/2
982211	10	3/8
982210	10	1/2
982209	10	3/4
982213	12	1/2
982212	12	3/4
982215	16	3/4
982216	16	1


45° ELBOW



9823__

Part No.	Ftg. Size	Pipe Thd. Size
982303	3	1/8
982304	4	1/8
982344	4	1/4
982362	6	1/8
982306	6	1/4
982366	6	3/8
982368	6	1/2
982307	8	1/4
982308	8	3/8
982388	8	1/2
982311	10	3/8
982310	10	1/2
982309	10	3/4
982313	12	1/2
982312	12	3/4
982316	16	1


TEE—PIPE THREAD ON SIDE



9825__

Part No.	Ftg. Size	Pipe Thd. Size
982503	3	1/8
982504	4	1/8
982506	6	1/4
982508	8	3/8
982510	10	1/2
982512	12	3/4

TEE—PIPE THREAD ON RUN




9826__

Part No.	Ftg. Size	Pipe Thd. Size
982603	3	1/8
982604	4	1/8
982606	6	1/4
982608	8	3/8
982610	10	1/2
982612	12	3/4

Pipe Thread to Pipe Thread Adapters


FEMALE COUPLING



9910__

Part No.	Pipe Thd. Size
991001	1/8
991002	1/4
991003	3/8
991004	1/2
991006	3/4

MALE NIPPLE



9911__


Part No.	Pipe Thd. Size
991101	1/8
991102	1/4
991103	3/8
991104	1/2
991106	3/4

ALUMINUM ADAPTER FITTINGS



Pipe Thread to Pipe Thread Adapters

90° ELBOW—INTERNAL/EXTERNAL PIPE THREAD



9914__

Blue Anodized

Part No.	Pipe Thd. Size
991401	1/8
991402	1/4
991403	3/8

45° ELBOW—INTERNAL/EXTERNAL PIPE THREAD



9915__

Blue Anodized

Part No.	Pipe Thd. Size
991501	1/8
991502	1/4
991503	3/8

90° ELBOW—INTERNAL PIPE THREAD




9916__

Blue Anodized

Part No.	Pipe Thd. Size
991601	1/8
991602	1/4
991603	3/8

TEE—INTERNAL PIPE THREAD



9917__

Blue Anodized

Part No.	Pipe Thd. Size
991701	1/8
991702	1/4
991703	3/8

REDUCER—PIPE BUSHING



9912__

Blue Anodized

Part No.	Female Pipe Thd. Size	Male Pipe Thd. Size
991201	1/8	1/4
991202	1/4	3/8
991203	1/8	3/8
991204	3/8	1/2
991205	1/4	1/2
991206	1/8	1/2
991207	1/2	3/4
991208	3/8	3/4
991209	1/4	3/4
991210	3/4	1
991211	1/2	1
991212	3/8	1
991213	3/4	1 1/4

A.N. to A.N. Adapters

UNION—MALE




9815__

Blue Anodized

Part No.	Ftg. Size
981503	3
981504	4
981506	6
981508	8
981510	10
981512	12
981516	16

UNION—REDUCER



9919__

Blue Anodized

Part No.	Large Ftg. Size	Small Ftg. Size
991902	4	3
991903	5	4
991906	6	4
991907	6	5
991912	8	6
991914	10	6
991915	10	8
991918	12	6
991919	12	8
991920	12	10
991922	16	10
991923	16	12

90° ELBOW




9821__

Blue Anodized

Part No.	Ftg. Size
982103	3
982104	4
982106	6
982108	8
982110	10
982112	12
982116	16

TEE




9824__

Blue Anodized

Part No.	Ftg. Size
982403	3
982404	4
982406	6
982408	8
982410	10
982412	12
982416	16

BULKHEAD NUT




9924__ (Qty 1) 5924__ (Qty 2)

Blue Anodized

Part No.	Qty. Per Pkg.	Ftg. Size
592403	2	3
592404	2	4
592406	2	6
992408	1	8
992410	1	10
992412	1	12
992416	1	16

A.N. to A.N. Adapters

STRAIGHT BULKHEAD Blue Anodized



9832__

Part No.	Ftg. Size
983203	3
983204	4
983206	6
983208	8
983210	10
983212	12
983216	16


45° BULKHEAD Blue Anodized



9837__

Part No.	Ftg. Size
983703	3
983704	4
983706	6
983708	8
983710	10
983712	12

90° BULKHEAD Blue Anodized



9833__

Part No.	Ftg. Size
983303	3
983304	4
983306	6
983308	8
983310	10
983312	12
983316	16

BULKHEAD TEE ON RUN




9804__

Blue Anodized

Part No.	Ftg. Size
980403	3
980404	4
980406	6
980408	8

BULKHEAD TEE



9834__

Blue Anodized

Part No.	Ftg. Size
983403	3
983404	4
983406	6
983408	8
983410	10
983412	12

FEMALE AN TEE ("O" RING SEAL)




9938__

Blue Anodized

Part No.	Ftg. Size
993804	4
993806	6
993808	8
993810	10
993812	12

AN REDUCER ("O" RING SEAL)


Blue Anodized



9894__

Part No.	Female Ftg. Size	Male Ftg. Size
989404	10	8
989409	12	8
989410	12	10
989411	16	12
989443	4	3
989464	6	4
989486	8	6


TUBE NUT Blue Anodized



9818__ (Qty 1) 5818__ (Qty 2)

Part Size	Qty. Per.Pkg.	Fig. Size	Tube Size
581803	2	3	3/16
581804	2	4	1/4
581805	2	5	5/16
581806	2	6	3/8
981808	1	8	1/2
981810	1	10	5/8
981812	1	12	3/4
981816	1	16	1

TUBE SLEEVE Blue Anodized



9819__ (Qty 1) 5819__ (Qty 2)

Part Size	Qty. Per.Pkg.	Fig. Size	Tube Size
581903	2	3	3/16
581904	2	4	1/4
581905	2	5	5/16
581906	2	6	3/8
981908	1	8	1/2
981910	1	10	5/8
981912	1	12	3/4
981916	1	16	1

Hose Barb to Pipe Thread Adapters

STRAIGHT



9840__

Blue Anodized

Part No.	Hose I.D. Size	Pipe Thd. Size
984004	1/4	1/8
984006	3/8	1/4
984008	1/2	3/8
984010	5/8	1/2
984012	3/4	3/4

45° ELBOW



9844__

Blue Anodized

Part No.	Hose I.D. Size	Pipe Thd. Size
984404	1/4	1/8
984406	3/8	1/4
984408	1/2	3/8
984410	5/8	1/2
984412	3/4	3/4

90° ELBOW



9842__

Blue Anodized


Part No.	Hose I.D. Size	Pipe Thd. Size
984204	1/4	1/8
984206	3/8	1/4
984208	1/2	3/8
984210	5/8	1/2
984212	3/4	3/4

ALUMINUM ADAPTER FITTINGS



Caps & Plugs


AN CAP



Part No.	Qty. Per Pkg.	Ftg. Size
592902	2	2
592903	2	3
592904	2	4
592906	2	6
992908	1	8
992910	1	10
992912	1	12
992916	1	16

9929__ (QTY 1) 5929__ QTY 2)


AN PLUG



Part No.	Qty. Per Pkg.	Ftg. Size
580603	2	3
580604	2	4
580606	2	6
980608	1	8
980610	1	10
980612	1	12
980616	1	16

9806__ (QTY 1) 5806__ QTY 2)

PORT PLUG ("O" RING SEAL)



Part No.	Qty. Per Pkg.	Ftg. Size
581403	2	3
581404	2	4
581406	2	6
981408	1	8
981410	1	10
981412	1	12
981416	1	16

9814__ (QTY 1) 5814__ QTY 2)

NPT PLUG-INTERNAL WRENCHING



Part No.	Qty. Per Pkg.	Pipe Thd. Size
593201	2	1/16
593202	2	1/8
593203	2	1/4
593204	2	3/8
993205	1	1/2
993206	1	3/4

9932__ (QTY 1) 5932__ QTY 2)

NPT PLUG— HEX HEAD



9933__

Part No.	Pipe Thd. Size
993301	1/8
993302	1/4
993303	3/8
993304	1/2
993306	3/4

Aluminum Weld Fittings

MALE AN 6061 Bare Aluminum



9971__

Part No.	AN Thread
997103	3
997104	4
997106	6
997108	8
997110	10
997112	12
997116	16
997120	20
997124	24

Aluminum Weld Fittings


FEMALE AN ("O" RING SEAL) 6061 Bare Aluminum



9871__

Part No.	AN Thread
987104	4
987106	6
987108	8
987110	10
987112	12
987116	16

FEMALE NPT 6061 Bare Aluminum




9967__

Part No.	Pipe Thd. Size
996701	1/8"
996702	1/4"
996703	3/8"
996704	1/2"
996706	3/4"

Special Purpose Adapters

STRAIGHT FEMALE AN SWIVEL COUPLING



9151__

Part No.	Hose End Size
915103	3
915104	4
915106	6
915186	8-6
915108	8
915110	10
915112	12
915116	16


FLARE REDUCERS



9892__

Part Size	Fem. AN Ftg.	Male AN Ftg.
9892064	6	4
9892084	8	4
9892086	8	6
9892104	10	4
9892106	10	6
9892108	10	8
9892126	12	6
9892128	12	8
9892120	12	10
9892160	16	10
9892162	16	12

45° FEMALE AN SWIVEL TO MALE AN



9241__

45° Part No.	Hose End Size
924103	3
924104	4
924106	6
924108	8
924110	10
924112	12

90° FEMALE AN SWIVEL TO MALE AN




9211__

90° Part No.	Hose End Size
921103	3
921104	4
921106	6
921108	8
921110	10
921112	12

Special Purpose Adapters


ALUMINUM TUBING ADAPTERS

AN TEE—FEMALE SWIVEL ON SIDE



Part No.	Hose End Size
925103	3
925104	4
925106	6
925108	8
925110	10


9251__



165__

Part No.	AN Size	Tubing Size
165056	-6 AN Male	5/16"
165006	-6 AN Male	3/8"
165008	-8 AN Male	1/2"
165010	-10 AN Male	5/8"
165156	-6 AN Female	5/16"
165106	-6 AN Female	3/8"
165108	-8 AN Female	1/2"
165110	-10 AN Female	5/8"

AN TEE—FEMALE SWIVEL ON RUN



Part No.	Hose End Size
926103	3
926104	4
926106	6
926108	8
926110	10

9261__

45° FEMALE AN SWIVEL TO FEMALE AN SWIVEL LOW PROFILE



9391__

Tube Part No.	Hose End Size
939103	3
939104	4
939106	6
939108	8
939110	10
939112	12
939116	16

TUBE



9392__

90° FEMALE AN SWIVEL TO FEMALE AN SWIVEL LOW PROFILE



9341__

Low Profile Part No.	Hose End Size
934103	3
934104	4
934106	6
934108	8
934110	10
934112	12
934116	16

TUBE



9351__

Tube Part No.	Hose End Size
935103	3
935104	4
935106	6
935108	8
935110	10
935112	12
935116	16

AN PORT ADAPTER ("O" RING SEAL) (PORT END CONTOURED FOR MAXIMUM FLOW)

MALE



9850__

Includes O-Ring


Part No.	AN Size	Port Thd.	AN Code
985064	-6	7/16-20	4
985065	-6	1/2-20	5
985006	-6	9/16-18	6
985068	-6	3/4-16	8
985086	-8	9/16-18	6
985008	-8	3/4-16	8
985081	-8	7/8-14	10
985009	-10	3/4-16	8
985010	-10	7/8-14	10
985011	-10	1 1/16-12	12
985013	-12	7/8-14	10
985012	-12	1 1/16-12	12

ALUMINUM ADAPTER FITTINGS



Special Purpose Adapters


STRAIGHT AN SWIVEL TO MALE NPT



9161__

Part No.	Hose End Size	NPT Thd. Size
916103	3	1/8
916104	4	1/8
916144	4	1/4
916106	6	1/4
916162	6	1/8
916166	6	3/8
916107	8	1/4
916108	8	3/8
916188	8	1/2
916110	10	1/2
916111	10	3/8
916112	12	3/4
916113	12	1/2

90° FEMALE AN TO MALE SWIVEL NPT



9231__

Part No.	Hose End Size	NPT Thd. Size
923103	3	1/8
923104	4	1/8
923144	4	1/4
923106	6	1/4
923162	6	1/8
923166	6	3/8
923107	8	1/4
923108	8	3/8
923188	8	1/2
923110	10	1/2
923111	10	3/8
923113	12	1/2
923112	12	3/4

90° MALE AN TO MALE SWIVEL NPT



9221__

Part No.	Hose End Size	NPT Thd. Size
922103	3	1/8
922104	4	1/8
922144	4	1/4
922106	6	1/4
922162	6	1/8
922166	6	3/8
922107	8	1/4
922108	8	3/8
922188	8	1/2
922110	10	1/2
922111	10	3/8
922113	12	1/2
922112	12	3/4



Special Adapters are available in metric to AN, BSP to AN, inverted and power steering fittings.

Carburetor / Power Steering / Fuel Pump / Fuel Injection Adapters



9919__




9894__

Part No.	Carb. Thd. Size	Hose End Size	Typical Application
991941	5/8-20	6	Carter / Edelbrock
991942	9/16-24	6	Single Inlet Holley
991943	7/8-20	6	Dual Feed Holley
991944	12mm x1.50	6	Weber
991945	12mm x1.25	6	Dellorto / Solex / Mikuni
991946	1/2-20	6	Power Steering / Fuel Pump - 5/16 Tube Inverted Flare
991947	5/8-18	6	Power Steering / Fuel Pump - 3/8 Tube Inverted Flare
991948	7/8-20	8	Dual Feed Holley
991949	7/8-20	6	Rochester
991950	11/16-18	6	Power Steering - Inverted Flare
991951	7mm Banjo Bolt	6	Dellorto - Cupped Banjo
991952	1"-20	6	Rochester 75 up
991953	10mm x1	6	Weber
991954	14mm x1.50	6	Power Steering / Fuel Injection - O-Ring Seal
991955	16mm x1.50	6	Power Steering / Fuel Injection - O-Ring Seal
991956	18mm x1.50	6	Power Steering - O-Ring Seal
9894DBH	Fem. 14mm x1.5	6	Fuel Injection Fem.O-Ring Seal
9894DBJ	Fem. 16mm x1.5	6	Fuel Injection Fem.O-Ring Seal



Pipe Thread to A.N. Adapter

STRAIGHT




9616__

Zinc Plated

Part No.	Ftg. Size	Pipe Thd. Size
961603	3	1/8
961604	4	1/8
961644	4	1/4
961662	6	1/8
961606	6	1/4
961666	6	3/8
961607	8	1/4
961608	8	3/8
961688	8	1/2
961611	10	3/8
961610	10	1/2
961613	12	1/2
961612	12	3/4

T-PIPE THREAD ON SIDE




9625__

Zinc Plated

Part No.	Ftg. Size	Pipe Thd. Size
962503	3	1/8
962504	4	1/8
962506	6	1/4
962508	8	3/8
962510	10	1/2
962512	12	3/4

T-PIPE THREAD ON RUN



9626__

Zinc Plated

Part No.	Ftg. Size	Pipe Thd. Size
962603	3	1/8
962604	4	1/8
962606	6	1/4
962608	8	3/8
962610	10	1/2
962612	12	3/4

90° ELBOW




9622__

Zinc Plated

Part No.	Ftg. Size	Pipe Thd. Size
962203	3	1/8
962204	4	1/8
962244	4	1/4
962262	6	1/8
962266	6	3/8
962208	8	3/8
962207	8	1/4
962206	6	1/4
962288	8	1/2
962211	10	3/8
962210	10	1/2
962213	12	1/2
962212	12	3/4

A.N. to A.N. Adapter Fittings

STRAIGHT AN




9615__

Zinc Plated

Part No.	Ftg. Size
961503	3
961504	4
961506	6
961508	8
961510	10
961512	12

45° ELBOW



9623__

Zinc Plated

Part No.	Ftg. Size	Pipe Thd. Size
962303	3	1/8
962304	4	1/8
962306	6	1/4
962308	8	3/8
962388	8	1/2
962310	10	1/2
962312	12	3/4

90° WITH SWIVEL NUT




9663__

Zinc Plated

Part No.	Ftg. Size
966303	3
966304	4
966306	6
966308	8
966310	10
966312	12

AN TEE




9624__

Zinc Plated

Part No.	Ftg. Size
962403	3
962404	4
962406	6
962408	8
962410	10
962412	12
962416	16

PIPE NIPPLE




9011__

Zinc Plated

Part No.	NPT End 1	NPT End 2
901102	1/8	1/8
901104	1/4	1/4
901106	3/8	3/8
901108	1/2	1/2
901112	3/4	3/4
901113	3/4	1/2
901142	1/4	1/8
901162	3/8	1/8
901164	3/8	1/4
901184	1/2	1/4
901186	1/2	3/8

FLARE REDUCERS



9692__


Zinc Plated

Part No.	Female End	Male End
969206	-6	-4
969208	-8	-6
969210	-10	-8
969212	-12	-10
969216	-16	-12

STEEL ADAPTER FITTINGS



BULKHEAD UNION



9632__

Zinc Plated

Part No.	Ftg. Size
963203	3
963204	4
963206	6
963208	8
963210	10
963212	12

TEE—BULKHEAD ON SIDE




9634__

Zinc Plated

Part No.	Ftg. Size
963403	3
963404	4
963406	6
963408	8
963410	10
963412	12

45° BULKHEAD UNION



9637__

Zinc Plated

Part No.	Ftg. Size
963703	3
963704	4
963706	6
963708	8
963710	10
963712	12

BULKHEAD NUT




9024__ (QTY 1)

5024__ (QTY 2)

Zinc Plated

Part No.	Qty. per Pkg.	Ftg. Size
502403	2	3
502404	2	4
502406	2	6
902408	1	8
902410	1	10
902412	1	12

90° BULKHEAD UNION




9633__

Zinc Plated

Part No.	Ftg. Size
963303	3
963304	4
963306	6
963308	8
963310	10
963312	12

TUBE NUT




9618__ (QTY 1)

5618__ (QTY 2)

Zinc Plated

Part No.	Qty. per Pkg.	Ftg. Size
561803	2	3
561804	2	4
561806	2	6
961808	1	8
961810	1	10
961812	1	12

TEE—BULKHEAD ON RUN



9604__

Zinc Plated

Part No.	Ftg. Size
960403	3
960404	4
960406	6
960408	8

TUBE SLEEVE



9619__ (QTY 1)

5619__ (QTY 2)

Zinc Plated

Part No.	Qty. per Pkg.	Ftg. Size
561903	2	3
561904	2	4
561906	2	6
961908	1	8
961910	1	10
961912	1	12

STEEL WELD FITTINGS



9671__



Part No.	AN Thread
967104	4
967106	6
967108	8
967110	10
967112	12
967116	16

See Pages 61 to 67 for Technical Information




BANJO

9976__

Zinc Plated Steel

Part No.	Thd. Size	Hole Diameter	Height
997603	-3 AN	3/8"	.425
997604	-4 AN	7/16"	.425
997631	-3 AN	10mm	.425
997634	-3 AN	7/16"	.425
997641	-4 AN	10mm	.425
997643	-4 AN	3/8"	.425

BRAKE ADAPTER



5815__ / 5919__ / 5920__

Steel - Zinc Plated / Aluminum - Blue Anodized

Part No.	Pkg. Qty.	Thread Size
592032	2	-3 AN to 10mm x1.0 Steel
592035	2	-3 AN to 10mm x1.25 I.F.* Steel
592042	2	-4 AN to 10mm x1.0 Steel
592045	2	-4 AN to 10mm x1.25 I.F.* Steel
581531	2	-3 AN to 3/8-24 I.F.* Short Steel
581533	2	-3 AN to 3/8-24 I.F.* Long Steel
591941	2	-4 AN to 7/16-20 I.F.* Steel
591932	2	-3 AN to 7/16-24 I.F.* Steel
591942	2	-4 AN to 7/16-24 I.F.* Steel
591972	2	-4 AN to 3/8-24 I.F.* Short Steel
591982	2	-4 AN to 3/8-24 I.F.* Long Steel
501902	2	-3 AN to -4 AN Steel
591902	2	-3 AN to -4 Alum.
592046	2	-3 AN to 1/2-20 I.F.* Alum.
592047	2	-4 AN to 1/2-20 I.F.* Alum.
592048	2	-3 AN to 9/16-18 I.F.* Alum.
592049	2	-4 AN to 9/16-18 I.F.* Alum.

* INVERTED FLARE



Special Adapters are available in metric to AN, BSP to AN, inverted and power steering fittings.

BULKHEAD UNION




9632__ / 9832__

Steel - Zinc Plated
Aluminum - Blue Anodized

Part No.	Pkg. Qty.	Thread Size
963243	1	-3 AN Long Side, -4 AN Short Side. Steel
963203	1	-3 AN Steel
963204	1	-4 AN Steel
983203	1	-3 AN Alum.
983204	1	-4 AN Alum.

BANJO BOLT (INCLUDES 2 CRUSH WASHERS)

See Plumbing Accessories Section for Replacement Washers



9775__ / 9975__ Zinc Plated Steel

Part No. for .425" Banjo Hght. Diameter	Part No. for 8mm Banjo Hght	Thread Size	Banjo Hole
977503	997503	3/8-24 Single	3/8"
977504	---	7/16-20 Single	7/16"
977513	997513	3/8-24 Double for 2 Banjos	3/8"
977514	---	7/16-20 Double for 2 Banjos	7/16"
977515	997515	10mm x1.25 Single	10mm
977516	---	3/8-24 Inverted Flare	3/8"
977517	997517	10mm x1.0 Single	10mm
977518	997518	10mm x1.25 Double	10mm
977519	997519	10mm x1.0 Double	10mm
977520	997520	10mm x1.50 Single	10mm
977521	---	1/8 NPT Male	3/8"
977522	---	7/16-24 Single	7/16"

TUBING ADAPTER



9895__ Zinc Plated Steel

Part No.	Pkg. Qty.	Thread Size
989531	1	-3 AN to 3/8-24 Fem.
989543	1	-3 AN to 3/8-24 Fem., I.F.*
989534	1	-3 AN to Fem. 10mm x1.0
989535	1	-3 AN to Fem. 10mm x1.25
989545	1	-3 AN to Fem. 10mm x1.0 I.F.*
989536	1	-3 AN to Fem. 10mm x1.25 I.F.*
989532	1	-4 to 3/8-24 Fem. I.F.*
989541	1	-4 to 3/8-24 Fem.
989542	1	-4 to Fem. 10mm x1.0
989544	1	-4 to Fem. 10mm x1.0 I.F.*
989546	1	-4 AN to Fem. 10mm x1.25
989547	1	-4 AN to Fem. 10mm x1.25 I.F.*
989537	1	-3 AN to 10mm x1.0 I.F.* (Honda)
989538	1	-3 AN to 10mm x1.0 I.F.* (Toyota)
989548	1	-4 AN to 7/16-24 I.F.*
989549	1	-3 AN to 7/16-24 I.F.*
989500	1	-3 hose Clip-in Fairlead

* INVERTED FLARE

TEE



9720__ (Brass)

9617__ (Steel)

Part No.	Pkg Qty.	Thread Size
972050	1	3/8-24 I.F. on sides, 3/8-24 straight thread on branch, 1/4 mounting hole.
972051	1	7/16-24 I.F. on one run, 3/8-24 other run and branch, 7/16 mounting hole.
972052	1	3/8-24 I.F. all 3 ports, 7/16 mounting hole.
961701	1	1/8 NPT Fem. (all 3), no mounting hole.

* INVERTED FLARE

Fuel Pressure Gauge

NOW YOU can know what your fuel pressure is at a glance with this easy to read 0–15 psi fuel pressure gauge.




1½" body diameter. Thread on back

Part No.	Description
100195	Fuel Pressure Gauge 1/8 NPT Male Thread
100189	Fuel Pressure Gauge 1/8 NPT Male Thread, Oil Filled


Pressure Gauge Adapters

THE IDEAL WAY TO INSTALL a fuel pressure gauge (such as our 100195) is with an Earl's pressure gauge adapter. The selection below includes sizes to accommodate all popular fuel line sizes.



Bracket mounted adapter for either direct or remote mounted fuel pressure gauges.

Part No.	Description
100190	-6 Male with 1/8 NPT Female
100191	-8 Male with 1/4 NPT Female



An in-line adapter for either direct or remote mounted fuel pressure gauges.

Part No.	Description
100192	-6 Male to -6 Male with 1/8 NPT in hex
100193	-6 Male to 1/4 NPT with 1/8 NPT in hex
100194	-6 Male to 3/8 NPT with 1/8 NPT in hex
100196	-8 Male to -8 Male with 1/8 NPT in hex
100197	-8 Male to 1/4 NPT with 1/8 NPT in hex
100198	-8 Male to 3/8 NPT with 1/8 NPT in hex
100199	-6 Male to -6 Female with 1/8 NPT in hex
100200	-8 Male to -8 Female with 1/8 NPT in hex



Gauge Head Adapters

Part No.	Ftg. Size	Description
968604	4	Male to -4 AN to Female 1/8 NPT -90° Stewart Warner, VDO + Auto Meter
968704	4	Male to -4 AN to Female 1/8 NPT Str. Stewart Warner, VDO + Auto Meter
9687AA	3	Male -3 AN to 3/8-24 Female I.F. Sun
9687BA	4	Male -4 AN to 3/8-24 Female I.F. Sun
9687AAA	3	Male -3 AN to Female 1/8 BSP Str.
9686AAA	3	Male -3 AN to Female 1/8 BSP Swivel 90°
968603	3	Male -3 AN to Female 1/8- NPT Female 90°, Stewart Warner, VDO + Auto Meter
9686AA	3	Male -3 AN to 3/8-24 Female I.F. Swivel 90° Sun
968703	3	Male -3 AN to Female 1/8- NPT Str. ,Stewart Warner, VDO + Auto Meter



Cushioned Tubing Clamps



THESE CLAMPS are designed to support and locate hoses. They are attached to the supporting structure either with a machine screw and nut or, in blind applications, with a machine screw and a rivnut or plate nut.

Pkg. Part # Alum. Finish	Pkg. Part # Red Anodized	Pkg. Part # Blue Anodized	Fits Tube or Hose O.D.	Pkg. Qty.
171003	171103	171203	3/16"	10
171004	171104	171204	1/4"	10
171005	171105	171205	5/16"	10
171006	171106	171206	3/8"	10
171008	171108	171208	1/2"	5
171010	171110	171210	5/8"	5
171012	171112	171212	3/4"	5
171016	171116	171216	1"	5
171018	171118	171218	1-1/8"	2
171020	171120	171220	1-1/4"	2
171024	171124	171224	1-1/2"	2
171028	171128	171228	1-3/4"	2
171030	171130	171230	1-7/8"	2
171032	171132	171232	2"	2

Stainless Steel Hose Clamps

DESPITE our best efforts, there are still places where it makes sense to use an old fashioned hose clamp. Using anything but the best hose clamp available doesn't make sense. We feel that these are the best.

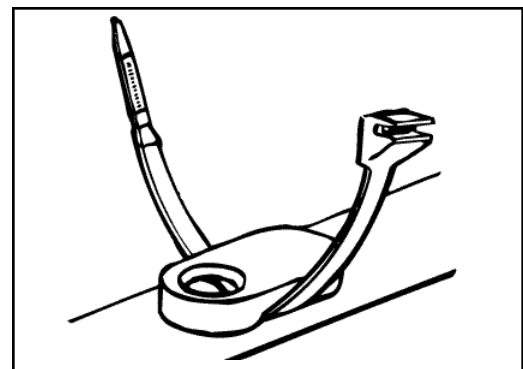
Pkg. Part No.	Pkg. Qty.	I.D. Min.	I.D. Max.
174002	4	.219	.625
174003	4	.375	.875
174004	4	.500	1.250
174005	4	.500	1.500
174006	4	.500	1.750
174008	4	.750	2.50



Plastic Ties

The lightweight alternative to the tubing clamp is the plastic tie. Originally developed to form and support electrical wires into harnesses, we now use them for just about anything.

Length	Pkg. Part No.	Pkg. Qty.	Pkg. Part No.	Pkg. Qty.	Color
3"	172003	10	172031	100	off white
6"	172006	10	172061	100	off white
12"	172012	10	172121	100	off white
Tie Saddle	173001	10	173011	100	off white
6"	172201	5	Tie & Saddle Kit		Black
6"	172202	5	Tie & Saddle Kit		Red
6"	172203	5	Tie & Saddle Kit		Yellow
6"	172204	5	Tie & Saddle Kit		Blue



Plastic Tie Saddles


EARL'S TI-WRAP SADDLES are pop riveted to flat panels of any material and allow TI-WRAPs to be used virtually anywhere.

Hose & Tubing Separators

EARL'S IS PROUD TO OFFER the state-of-the-art in plumbing hardware for professionals and serious enthusiasts. Crafted from 6061-T6 billet aluminum alloy, these clamps are the finest available to finish off a professional plumbing installation. For separating, isolating and securing fuel and oil lines and brake hoses, Earl's has the widest selection available to finish off your engine compartment.


Countersunk allen head screws, a variety of sizes and colors and the well-known Earl's quality assures you of a truly professional appearing engine compartment.

Size	Red Anodized	Blue Anodized	Polished	Qty. per Pkg.	Application as Follows		
					300+400	600	700
3/16	167003	167103	167203	3	—	—	—
1/4	167004	167104	167204	3	—	-3	—
5/16	167005	167105	167205	3	—	-4	—
3/8	167006	167106	167206	2	-3	—	—
7/16	167007	167107	167207	2	-4	-6	—
1/2	167008	167108	167208	2	-5	—	-4
9/16	167009	167109	167209	2	-6	-8	—
5/8	167010	167110	167210	2	—	—	-6
11/16	167011	167111	167211	2	-9	-10	—
3/4	167012	167112	167212	2	—	—	-8
13/16	167013	167113	167213	2	-10	-12	—
7/8	167014	167114	167214	2	-11	—	—
15/16	167015	167115	167215	2	-12	—	-10
1	167016	167116	167216	2	—	—	—
1-1/16	167017	167117	167217	2	-14	—	-12
17/32	167019	167119	167219	2	—	—	—
19/32	167020	167120	167220	2	-7	—	—
21/32	167022	167122	167222	2	-8	—	—



Line Clamps

Size	Red Anodized	Blue Anodized	Polished	Qty. per Pkg.	Application as Follows		
					300+400	600	700
3/16	170003	170103	170203	6	—	—	—
1/4	170004	170104	170204	6	—	-3	—
5/16	170005	170105	170205	6	—	-4	—
3/8	170006	170106	170206	4	-3	—	—
7/16	170007	170107	170207	4	-4	-6	—
1/2	170008	170108	170208	3	-5	—	-4
9/16	170009	170109	170209	3	-6	-8	—



Screen Type In-Line Fuel & Oil Filters

FOR USE AS “pre-” filters for fuel and oil systems. Easily disassembled for inspection and cleaning. **Blue Anodized**

Fuel Filter Part No.	Oil Filter Part No.	Fittings Size
230204	230304	4
230206	230306	6
230208	230308	8
230210	230310	10
230212	230312	12
230216	230316	16



In-Line Fuel Filters

PAPER IS GREAT for making notes, but as a filtering element it can't hold a candle to sintered bronze! Now, Earl's has an in-line 35 micron sintered bronze element fuel filter that can be easily disassembled for inspection and cleaning. Available with size 6 or 8 AN, or hose barb end fittings for use with Earl's high performance fuel line and fittings. Blue anodized finish makes this a hi-tech looking as well as practical addition to any engine. Sintered bronze filter elements also sold separately. **Blue Anodized. 4 to 5 gpm flow.**



Part No.	Description
230103	Barb 5/16"-3/8"
230106	6 AN Male
230108	8 AN Male
230107	Element Only


Shut-Off Valve

•350 PSI MAX

IDEAL FOR USE AS:

1. Emergency Fuel Shut Off Valve
2. Anti-Theft Device
3. Drain Valve

Part No.	Thread Size	Thread Size	Inlet Length of Body	Outlet Material of Body	Overall
230501	3/8 Fem. NPT	3/8 Fem. NPT	1-3/4"	Chrome Plated Brass	
230502	3/8 Fem. NPT	-6 AN Bulkhead	2-3/4"	Red Anodized Alum.	
230503	3/8 Fem. NPT	-8 AN Bulkhead	2-3/4"	Red Anodized Alum.	
230504	1/2 Fem. NPT	1/2 Fem. NPT	2-1/4"	Chrome Plated Brass	
230505	1/2 Fem. NPT	-10 AN Bulkhead	2-3/4"	Red Anodized Alum.	



Quick Disconnect Fittings

EARL'S QUICK disconnect fittings


allow instant disconnect and reconnect of fuel, lubricant, and hydraulic lines with virtually no spillage. Buna seals are compatible with most fuels and lubricants. Flow restriction is minimal. For higher temperatures and more severe applications we offer aluminum QDVs with Viton seals.



Now available as a hose end quick disconnect.

*BUNA Seals have red release ring.

**VITON Seals have blue release ring.




Clear Anodized

Zinc Iridite Plate

Aluminum w/ *Buna Seals Part No.	Aluminum w/ **Viton Seals Part No.	Steel w/ *Buna Seals Part No.	Steel w/ **Viton Seals Part No.	Size	Pressure Aluminum	Ratings Steel
240103	240303	—	—	-3	2250	—
240104	240304	240204	240404	-4	2250	6500
240106	240306	240206	240406	-6	2250	4500
240108	240308	240208	240408	-8	1750	4000
240110	240310	240210	240410	-10	1750	4000
240112	240312	240212	240412	-12	1750	3500
240116	240316	240216	240416	-16	1750	2000

Fuel Distribution Block

TWO FULLY CNC MACHINED STYLES to choose from: Straight or “Y” for various applications. Straight unit features filter screen. Both feature 1/8 NPT outlet for fuel pressure gauge.



Blue Anodized / Style A



Bare Aluminum / Style B

Part No.	Style	Inlet Thread Size	Outlet Thread Size	No. of Outlets
100176	B	10 AN	10 AN	2
100177	A	8 AN	1/4 NPT	4
100178	A	3/8 NPT	1/4 NPT	4
100179	B	3/8 NPT	1/4 NPT	2
100180	A	3/8 NPT	1/4 NPT	2
100181	B	3/8 NPT	6 AN Male	2
100182	A	1/4 NPT	1/4 NPT	2
100183	B	1/2 NPT	3/8 NPT	2
100184	B	1/2 NPT	1/2 NPT	2



Check Valves (One-way or Non-return Valves)

THE SURPLUS UNITS were widely used in fuel systems for decades.


However, the surplus synthetic rubber seals are not always compatible with current hydrocarbon fuels and/or additives. Earl's has redesigned the original surplus valves with modern elastomers which are not affected by most fuels and lubricants.

Part No.	Fitting Size	Flapper Style	Material
250004	4	Reinforced Viton	Blue Anodized Aluminum
250006	6		
250008	8		
Red Anodized Aluminum			
251004	4	Reinforced Viton with Aluminum Support	Red Anodized Aluminum
251006	6		
251008	8		
251010	10		
Red Anodized Aluminum			
252012	12	All-Metal, Conventional Hinge	Red Anodized Aluminum
252016	16		

Shaw Caps

Part No. 180195

THE VERY BEST closures for fuel cells, fuel tanks, oil reservoirs, etc. are the “Shaw Caps” seen on military and commercial aircraft. For a limited time Earl's is able to offer the 3.0" diameter unit at a very attractive price.



AN 901 Aluminum Crush Washers

TO BE USED with straight threaded adapter fittings when sealing at a port which has no relief for an "O" ring.

Pkg. Part No.	Pkg. Qty.	Ftg. Size	I.D.
177003	10	3	3/8"
177004	10	4	7/16"
177005	10	5	1/2"
177006	10	6	9/16"
177008	5	8	3/4"
177010	5	10	7/8"
177012	5	12	1-1/16"
177016	2	16	1-5/16"
177100	10	10mm	10mm



Stat-O-Seals

THE STAT-O-SEAL is very simply the best sealing washer available. It consists of a synthetic rubber "O" ring mechanically locked to the I.D. of an aluminum washer. When tightened the "O" ring is compressed, forcing the sealing surfaces around the bolt shank. They will form a positive seal over a temperature range of -85° to +450° F. They provide the advantages of an "O" ring type seal without the necessity of machining "O" ring grooves into the part. In any application where you are now using a copper or aluminum sealing washer, the Stat-O-Seal will do a better job.

Part No.	Pkg. Qty.	I.D.	Fits AN Fitting
178003	2	3/16"	—
178004	2	1/4"	—
178005	2	5/16"	—
178006	2	3/8"	3
178007	2	7/16"	4
178008	2	1/2"	5
178009	2	9/16"	6
178010	2	5/8"	—
178012	2	3/4"	8
178014	2	7/8"	10



Dowty Seals

STANDARD PRACTICE in the U.S.A. is to use crush washers, "O" rings and/or Stat-O-Seals to seal ports and banjo fittings. English practice is to use "Dowty Seals". Dowty seals are similar in concept to our Stat-O-Seals, but are considerably smaller in diameter (and thicker in cross section). Since many of our road racing and Indy cars—and their mechanics—are of English origin, Earl's offers a complete range of Dowty Seals.

Part No.	Pkg. Qty.	I.D.	Fits AN Fitting
178103	2	3/16"	—
178104	2	1/4"	—
178105	2	5/16"	—
178106	2	3/8"	3
178107	2	7/16"	4
178108	2	1/2"	5
178109	2	9/16"	6
178110	2	5/8"	—
178112	2	3/4"	8
178114	2	7/8"	10
178117	2	1-1/16"	12





“O” Rings

EARL'S STOCKS “O” ring seals in both the traditional BUNA N synthetic rubber and in VITON. The BUNA compound is compatible with most fuels, hydraulic fluids and lubricants up to a temperature limit of 275° F. VITON is preferred for synthetic lubricants, oxygen bearing fuels and additives and non-ether based brake fluids. VITON also has more scuff resistance, a longer service life and a higher temperature rating of 400° F.

Buna N

Pkg. Part No.	Pkg. Qty.	Ftg. Size
176003	10	3
176004	10	4
176006	10	6
176008	10	8
176010	5	10
176012	5	12
176016	5	16


Viton

Pkg. Part No.	Pkg. Qty.	Ftg. Size
176103	10	3
176104	10	4
176106	10	6
176108	10	8
176110	5	10
176112	5	12
176116	5	16

Teflon Tape

EVERY TIME you install a tapered pipe threaded fitting it is essential to use some form of anti-seize to prevent galling. Our teflon tape is not only the easiest and least messy form of anti-seize available, it also forms a positive seal.

Pkg. Part No.	Description
175002	1/2x520"



Conical Seals

IMMEDIATE AND PERMANENT field repairs for damaged hose end and 37° adapter fitting cones and seats are now available from Earl's.

Easily installed by simply pushing over the male cone and assembling the hose end in the normal manner.



Part No.	Description
169101	Conical Seal Assortment, contains 4 of each of the following sizes: -3, -4, -6, -8, -10, -12, -16
169103	package of 4, size -3
169104	package of 4, size -4
169106	package of 4, size -6
169108	package of 4, size -8
169110	package of 4, size -10
169212	package of 2, size -12
169216	package of 2, size -16

Hose End Wrenches

THESE WRENCHES ARE specifically designed for use with Earl's fittings and hose ends. The short handles allow usage in cramped areas and discourages over-tightening. Color coded for quick size identification. Reduces damage to aluminum.


Part No.	Hex Size	Nut Size	Color
230406	11/16	6 Nut	Black
230408	7/8	8 Nut	Blue
230410	1"	10 Nut	Purple
230412	1-1/4	12 Nut	Red
230416	1-1/2	16 Nut	Bronze
230420	1-13/16	20 Nut	Gold
230402	Set of all six		



Double-Ended Hose End Wrenches

NEW DOUBLE-ENDED wrenches make it easier than ever to install Earl's hose and hose ends correctly without damaging ends. Finished in polished aluminum. Pick up a complete set for your tool box today.

Part No.	Hex Size	Fits	Color
230405	9/16x1/2	4 nut - 3 nut	Natural
230407	11/16x5/8	6 nut - 4 socket	Black
230409	7/8x3/4	8 nut - 6 socket	Blue
230411	1x7/8	10 nut - 8 socket	Purple
230413	1-1/4x1-1/16	12 nut - 10 socket	Red
230415	1-1/2x1-3/16	16 nut - 12 socket	Bronze
230419	2"x1-7/16	20 nut - 16 socket	Gold
230401	Set of all seven		



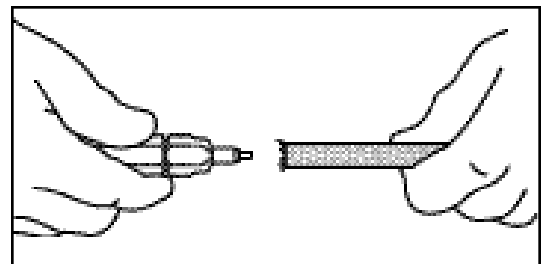
Earl's Braid Spreader for -3 and -4 Teflon Hose

IN ORDER to insert the "olive" into Speed-Flex Hose, the stainless protective braid must be separated from the teflon liner. This can be more difficult than it sounds. Earl's braid spreader solves the problem—and eliminates the tiresome probability of poking holes in your fingers. In use the tool is simply inserted into the cut end of the hose and pushed—spreading the braid. The olive is then placed on the tool mandrel, pushed over the hose liner and under the braid until the liner bottoms against the shoulder of the olive.

The tool mandrel is double ended—one for -3 hose and one for -4. The handle contains a recess for storage of spare olives.



Part No.	Size
007	-3 and -4 Hose



Earl's Aluminum Vise Jaws for Hose Assembly

THESE HANDY vise jaw liners help prevent scratching of anodized aluminum hose ends during assembly. Internal magnets hold the extruded aluminum liners securely to most popular bench vises. The jaws are available in both of the standard jaw widths and are designed to hold almost any soft part without marking its surface. Earl's assembly department uses these jaws.


Part No.	Description
004	Aluminum Vise Jaws 3" Wide
005	Aluminum Vise Jaws 5" Wide



Auto-Crimp Installation Wheel

ORIGINALLY intended for OEM and Speed Shop accounts, this simple tool allows field assembly of AUTO-CRIMP hose ends with Earl's anodized aluminum crimping sleeves. The result is an economical and extremely lightweight permanent assembly. Crimping Wheel fits Imperial-Eastman TC 1000 tube cutter.

Part # 019



TUBE-MATE Grooving Wheel

IN ORDER to use Earl's TUBE-MATE hose end, the rigid tubing to which the hose end attaches must be either grooved or beaded. Our grooving tool is available as a wheel to fit Imperial-Eastman TC 1000.

Part # 006



Earl's Tuff-Grip Gloves

Enables you to work with increased confidence by providing a degree of protection from heat and abrasion. They also increase grip on slippery tools and give better control.

Earl's Tuff-Grip gloves feature a Clarino® palm and full index finger design for improved longevity and fit. The EVA palm pad helps dampen the shock of pneumatic power tools. The unrestricted relaxed 3/4 length anatomic design allows full dexterity and wrist movement without elastic enclosures on your wrist. Instead, Velcro® secures the wrist opening. And Tuff-Grip gloves are totally machine washable.



Features:

- Mesh top with laminated open cell foam backing
- Genuine Clarino® palm and thumb
- Thermaweld wrist enclosure with Velcro®
- Clarino® finger tips and thumb gusset
- Stitched in palm breaks allow a natural bending arena for the palm of the glove
- Synthetic finger gussets are patterned after the anatomic shape of the hand
- "Roll Pad" palm design features a higher section in the high-wear area of the palm
- Synthetic construction threads resists solvents and UV penetration
- "EVA" impact palm padding
- Easy entry pull tabs


Part No.	Size
020	Medium
021	Large
022	Extra Large
023	Small
024	XX Large



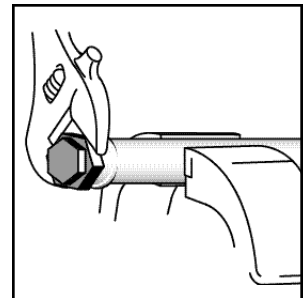
Earl's EZ-BEADER™ Tubing Beader Patent NO. 5,186,033

EARL'S patented new EZ (ROLLER) BEADER is a fresh approach to an old problem. In order to securely attach rubber water hose to rigid aluminum tubing, the end of the tubing must be beaded. Generations of racing mechanics have used military surplus Parker beading tools to do the job.

We probably sold more of them than anyone. Unfortunately production ceased after WWII and the surplus kits have been scarce for over a decade. Compact enough to be used on already installed tubing, Earl's EZ-BEADER produces a properly positioned and perfectly radiused bead on aluminum tubing with wall thicknesses from .035" to .065". This is one tool that no serious racing mechanic can afford to be without.



Part No.	Tube O.D.
008	3/8"
009	1/2"
010	5/8"
011	3/4"
012	1"
013	1-1/4"
014	1-1/2"
015	1-3/4"
016	2"
018	Set of all 9



Hose Cutter

Part No. D021



Earl's scissors type hose cutter makes clean and square cuts in most types of lightweight hose up to and including dash 24 (1-3/4" O.D.), including stainless braid protected types, without fraying or unbraiding the stainless wire. It is not suitable for use with heavy duty hydraulic hose.

Aluminum Tubing

ANNEALED ALUMINUM TUBING is easily hand-formed to virtually any requirement. The tubing can be used with Earl's TUBE-MATE AUTO-FIT hose ends, it can be flared and used with Earl's 5818 tube nut and 5819 tube sleeve or an adapter can be welded onto the end(s) of the tube, or the ends can be beaded and used with Earl's ECON-O-FIT hose ends or with standard hose clamps. For clamping hose, tubing should be beaded.



Part No.	O.D.	Length	Finish
100031	1/4	10'	Unanodized
100034	3/8	10'	Unanodized
100037	1/2	10'	Unanodized

100 psi maximum lbs. Not for brake lines.

Pressure Test Kits

Part No. D016

EVERY HOSE assembly should be pressure tested prior to installation. Earl's **PRESSURE TEST KIT** makes it easy to test field-assembled kits with either compressed air or nitrogen. Consists of fitting with air valve in each size and matching plugs.

Covers sizes 3 through 16.



Assembly Lube

Part No. 184004

EARL'S ASSEMBLY LUBE is specifically mil-spec formulated to ease the installation of hose ends onto synthetic rubber hose. Comes in 8 oz. squeeze bottle.



Touch Up Paint


DESPITE our best efforts, anodized aluminum hose ends and adapter fittings get scratched and marred in service. Earl's **TOUCH UP PAINT** will restore them to as-new appearance.



Part No.	Description
184003	Touch up paint kit, blue & red with two brushes

Thermostat Cover Hardware Kit

Includes two allen head bolts with aluminum cups. Angled housing unit includes one short and one long bolt with cups. Straight housing has two short bolts and cups. (Internal hex for wrenching)



For Chevrolet Thermostat Housing

	Red	Blue	Natural
Angled Housing	162009	162109	162209
Straight Housing	162000	162100	162200

Cup Washers

Cup washers machined from billet aluminum give allen head bolts the custom look. Available in various sizes.



Size	Per Pkg	Red	Blue	Natural
1/4	4	163001	163101	163201
5/16	4	163002	163102	163202
3/8	4	163003	163103	163203

Valve Cover Hold Downs


Billet aluminum valve cover hold downs not only look great, but do a better job of holding the valve covers in place. Kits come with Internal Hex for wrenching 1/4 -20 studs.



Size	Per Pkg	Red	Blue	Natural
2"	4	161004	161104	161204
3"	4	161006	161106	161206
4"	4	161007	161107	161207

Air Cleaner Nuts

Machined from billet aluminum, then knurled and polished. Fits carburetor air cleaner studs. One inch diameter. 1/4 - 20 thread.



Red	Blue	Natural
161008	161108	161208

Dip Stick Handle


Billet aluminum dip stick handle. Simply cut the end of your dip stick off, slide into this handle, tighten the bolt and another finishing touch is done.



Red	Blue	Natural
161009	161109	161209

Valve Cover Wire Dividers

Separate and keep wires in place. Has hole to attach to valve cover hold down for locating wires. Includes hardware.



Application	Per Pkg	Red Part #	Blue Part #	Natural Part #
Chevy Sm. Block	8	168008	168108	168208
Chevy Big Block	16	168009	168109	168209

Not recommend for use with high performance ignition systems.

DETAILS ARE THE DIFFERENCE

FOR STREET, SHOW, and competition, it's attention to detail that make the winners. Respected builders know that appearance and performance depends on craftsmanship. Until now, most have built custom hardware to satisfy the demanding standards that sets their work apart.

American machinists from 6061-T6 Billet Aluminum Alloy, our products are the finest after-market equipment in today's scene. Every item comes to you finished to $\pm .005"$, ready to install. Complete with countersunk stainless steel Allen bolts and Nylock® nuts as required.

You'll see our hardware in the winner's circle. On the high-point Street Rods, Street Machines, Performance Cars, Bikes and Boats from coast to coast. Better yet, see it on your machine!

Earl's now offers this state-of-the-art hardware to professionals and serious enthusiasts alike. Crafted by

Earl's Custom Hardware. Built by builders for builders. The difference between being done...and being finished.

Distributor Hold Downs

Improves on stock clamp in function and style. Machined from solid billet and furnished with stainless steel bolt. Clamps your distributor tight and looks great too.

Vehicle	Red Part #	Blue Part #	Natural Part #
Chevy 265-400 SBC	164003	164103	164203



V-8 Carburetor Return Spring Brackets

Machined from solid billet 6061-T6 billet alloy aluminum to keep your throttle return spring-anchored tight. Comes complete with stainless steel Allen bolt, ready to install. Angled base fits GM and Chrysler, perpendicular base fits Ford.

Vehicle Part #	Red Part #	Blue Part #	Natural Part #
GM & Chrysler	164006	164106	164206
Ford Cleveland	164007	164107	164207
Ford Small Block Except Cleveland	164008	164108	164208



Chevy Oil-pan Hardware Kit

These hardware kits for Chevrolet V8 engines add the finishing touches.

Chevrolet Oil Pan Kits			
Size	Red	Blue	Natural
Small Block	162007	162107	162207
Big Block	162008	162108	162208



Carburetor Hold Downs

Nicely finished Billet aluminum twist-on nuts with studs. 5/16-18 thread size. Internal Hex for wrenching



Application	Red Part #	Blue Part #	Natural Part #
Carburetor	161001	161101	161201

Oil Pan Nut Set with Studs

Includes Allen head nuts with studs. Another nice finishing touch. Internal Hex for wrenching



Application	Red Part #	Blue Part #	Natural Part #
Chevy Sm. Block	161002	161102	161202
Chevy Big Block	161003	161103	161203

Timing Chain Cover Hardware Kit

Complete allen head bolt set for timing chain cover applications on all Chevrolet V8's, includes bolts and aluminum cup washers.



Application	Red Part #	Blue Part #	Natural Part #
Chevy V8	162001	162101	162201

Water Pump Hardware Kit

Allen head bolt set for Chevrolet V8 water pumps, includes bolts and aluminum cup washers.



Application	Red Part #	Blue Part #	Natural Part #
Sm. Block Short	162002	162102	162202
Sm. Block Long	162003	162103	162203
Big Block	162004	162104	162204

Intake Manifold Hardware Kit


Finish off your intake manifold installation with these beautiful Allen head bolts and aluminum cup washers.



Application	Red Part #	Blue Part #	Natural Part #
Sm. Block	162005	162105	162205
Big Block	162006	162106	162206

Bulkhead Brake Line Bracket

The Bulkhead Brake Line Bracket is machined from 6061-T6 aluminum and includes the AN bulkhead fitting. Simple installation is achieved through the use of the Allen head bolts, which are included.




Part No.	Qty. per Pkg.	Description
3600103	1	#3 AN Bulkhead Bracket
3600104	1	#4 AN Bulkhead Bracket

Bracket Bare aluminum with Blue anodized fitting

Radiator Cap with Aluminum Cover

Billet aluminum radiator cap cover are machined from 6061-T6 alloy and attached to Standard radiator caps. Available in both 7 lb. (R-24) and 15 lb. (R-18) models.

Pressure Rating	Red Part #	Blue Part #	Natural Part #
7 lbs.	164001	164101	164201
15 lbs.	164002	164102	164202



Radiator Cap Cover

Same design as above, but use your own radiator cap. Mount with epoxy cement.



Red Part #	Blue Part #	Natural Part #
164000	164100	164200

PCV Breather*

PCV Breather—Machined from 6061-T6 Billet aluminum, the PCV Breather matches Earl's breather in appearance. The difference is the PCV Valve hidden inside. These breathers are available with either 3/8" slip-on hose connection or #6 AN hose end. Now you can eliminate that unsightly PCV valve.

Breathers come complete with a rubber grommet to permit installation of Earl's push-in breather on valve covers using either push-in or twist-in breathers. Breathers require minimum hole diameter of 1.22".



Part No.	Qty. per Pkg.	Finish	Description
3434110	1	Mill	PCV Breather AN
3434114	1	Mill	PCV Breather Slip-On
3434116	1 Pair*	Mill	PCV Breather AN
3434118	1 Pair**	Mill	PCV Breather Slip-On

* Not legal for sale or use in California on pollution controlled motor vehicles.

* Includes 1 Each #3434112 & 3434110
** Includes 1 Each #3434112 & 3434114

Push-In Valve Cover Breather*

Push-In Valve Cover Breather—Machined from 6061-T6 Billet aluminum, these breathers feature a unique dual baffle design to virtually eliminate oil blowing out breather. Replaces existing push-in breathers.

Breathers come complete with a rubber grommet to permit installation of Earl's push-in breather on valve covers using push-in breathers. Breathers require minimum hole diameter of 1.22".




* Not legal for sale or use in California on pollution controlled motor vehicles.

Part No.	Qty. per Pkg.	Finish	Description
3434112	1	Mill	Breather

Thermostat Housings

For those who wish to run stainless braided hose and threaded hose ends on their race cars or street rods, Earl's offers billet aluminum thermostat housings in sizes 16,20 and 24 in mill finish and anodized in red or blue.



Part No.	Description	Size	Finish
166005	Chev. V8 housing (O-Ring Seal)	16	Mill
166105	Chev. V8 housing (O-Ring Seal)	16	Red
166205	Chev. V8 housing (O-Ring Seal)	16	Blue
166010	Chev. V8 housing (O-Ring Seal)	20	Mill
166110	Chev. V8 housing (O-Ring Seal)	20	Red
166210	Chev. V8 housing (O-Ring Seal)	20	Blue
166007	Chev. V8 housing (O-Ring Seal)	24	Mill
166107	Chev. V8 housing (O-Ring Seal)	24	Red
166207	Chev. V8 housing (O-Ring Seal)	24	Blue
166006	Ford Cleveland Housing	16	Mill
166106	Ford Cleveland Housing	16	Red
166206	Ford Cleveland Housing	16	Blue
166011	Ford Cleveland Housing	20	Mill
166111	Ford Cleveland Housing	20	Red
166211	Ford Cleveland Housing	20	Blue
166008	Ford Cleveland Housing	24	Mill
166108	Ford Cleveland Housing	24	Red
166208	Ford Cleveland Housing	24	Blue

Radiator Bungs

To compliment our threaded thermostat housings we offer brass and aluminum threaded radiator bungs in sizes 16,20 and 24.



Part No.	Description	Size	Finish
166001	Weld-in Radiator Bung	16	Milled Aluminum
166012	Weld-in Radiator Bung	20	Milled Aluminum
166003	Weld-in Radiator Bung	24	Milled Aluminum
166002	Weld-in Radiator Bung	16	Milled Brass
166013	Weld-in Radiator Bung	20	Milled Brass
166004	Weld-in Radiator Bung	24	Milled Brass


Plug Wire Separators

ANOTHER FINISHING touch for the discriminating under-hood enthusiast—Earl's new wire separators. Crafted from 6061-T6 billet aluminum alloy, these separators are the finest available to finish off a professional installation. Countersunk allen head screws, a variety of sizes and colors, and Earl's well known quality assures the best appearing installation available.




Size	Red Anodized	Blue Anodized	Chrome	Qty. per Pkg.
8 cyl.	168001	168101	168201	(2)linear.4. (2) linear 3. (2) linear 2
8 cyl.	168002	168102	168202	(2)stacked.4. (2) linear 3. (2) linear 2
8 cyl.	168003	168103	168203	(2)linear.4. (4) linear 2
8 cyl.	168004	168104	168204	(2)stacked.4. (2) linear 3. (2) linear 2
6 cyl.	168005	168105	168205	(2)linear.4. (2) linear 3. (2) linear 2
4 cyl.	168006	168106	168206	(2)linear.4. (2) linear 3. (2) linear 2
4 cyl.	168007	168107	168207	(2)stacked.4. (2) linear 3. (2) linear 2

TIRE VALVE STEM COVER



Part No.	Qty. Description	per Pkg.	Part No.	Qty. Description	per Pkg.
161301	Tire Valve Cap, Red	(Pkg. Of 2)	161401	Tire Valve Cap, Red	(Pkg. Of 2)
161302	Tire Valve Cap, Blue	(Pkg. Of 2)	161402	Tire Valve Cap, Blue	(Pkg. Of 4)
161303	Tire Valve Cap, Clear	(Pkg. Of 2)	161403	Tire Valve Cap, Clear	(Pkg. Of 4)
161304	Tire Valve Cap, Gold	(Pkg. Of 2)	161404	Tire Valve Cap, Gold	(Pkg. Of 4)
161305	Tire Valve Cap, Purple	(Pkg. Of 2)	161405	Tire Valve Cap, Purple	(Pkg. Of 4)
161306	Tire Valve Cap, Green	(Pkg. Of 2)	161406	Tire Valve Cap, Green	(Pkg. Of 4)
161307	Tire Valve Cap, Black	(Pkg. Of 2)	161407	Tire Valve Cap, Black	(Pkg. Of 4)



INSTALLATION

While Earl's hose and hose ends make a pretty fool-proof combination, there are a few general rules to follow to make sure that you end up with a sanitary and trouble-free installation:

1. Make sure that there is adequate clearance between the hose ends and anything that they might be able to contact. While the hose is flexible, the hose ends are not!
2. Do not allow the hose to contact a sharp corner, nut, bolt, rivet stem or anything else that might cause damage. At any point where a hose passes through a panel, install a grommet for chafe protection.
3. Do not allow the hose to rub against anything—even if the surface on which it rubs is flat. The stainless steel braid is a very efficient low speed file and will abrade through anything that it moves against. In order to prevent chafing and to keep your hoses where you meant for them to be support the hoses every 18" or so with either a cushion clamp or a ti-wrap. Also see TUFF STUFF hose for chafe protection.
4. Do not force the hose into too tight a bend. Follow the minimum bend radius chart. Do not kink the hose, either by too tight a bend, by misalignment between the hose end and the part or adapter on short assemblies or by getting the whole assembly into a helix on long assemblies. Align the hose end with the adapters so that the hose is not placing strain on the hose end or on the adapter. The SWIVEL-SEAL design reduces these problems, but only care in installation will eliminate them. We manufacture enough hose end and adapter configurations to allow a sanitary and sound solution to just about any installation problem.
5. Keep the hoses as far away from extreme heat sources (like turbochargers and exhaust systems) as possible. If you must run close to such things, use an air gap insulating panel and/or fire resistant sheathing. Do not run fuel lines in proximity to hot fluid lines (or hot anything else) or you will end up with either hot fuel and low power or vapor lock. Do not run hot fluid lines near cool fluid lines or near to the driver.
6. Do not over-tighten the hose ends onto the adapter fittings or parts. The seal is achieved by the design of the mating surfaces—not by muscle. It helps a lot to use the wrenches made for the job.

ASSEMBLY INSTRUCTIONS

MAINTENANCE

Virtually no maintenance is required. Basically, maintaining Earl's high performance plumbing hose ends is a question of preventing abuse.

1. Inspect the plumbing installation frequently for signs of chafing, abrasion, kinking, crushing or seepage.
2. Take care not to crush, stretch, kink or otherwise damage the hose assemblies when changing engines etc.
3. Keep both hoses and fittings CLEAN.
 - (a) Before removing any hose end from its adapter or port, wash the assembly down with solvent—or even gasoline—and blow it clean and dry so that no grit can find it's way into the threads or the sealing surfaces.
 - (b) As soon as the hose end has been removed, install a CLEAN protective plug into the hose end and a CLEAN cap onto the adapter. This will keep dirt out of the lines and the fittings and will keep the fluid off the floor, the machine and the mechanic.
 - (c) Always inspect both hose ends and adapters for dirt before reassembly.
 - (d) Correctly assembled Earl's hose ends will not leak if they, and the adapters are undamaged, clean and properly tightened. The only way to be certain that every hose end is properly tightened is to form the habit of NEVER leaving the adapter, a hose end (or anything else) loose, finger tight or partially tightened. Even when you know that you are going to take the thing right off again, correctly tighten it—every time.

LEAKS

If it leaks, it has probably been assembled incorrectly or the sealing surfaces on the adapter and the nipple have been damaged—or just possibly someone has attempted to assemble an AN 37° seat hose end into a 45° SAE cone. Damage to the cone or the seat can be caused by a multitude of sins—dirt and over-tightening being the most common.

RE-USE

All of Earl's removable hose ends are completely reusable as is the hose and as are most of the competing brands. As usual, Earl's have an edge. When disassembling a nipple and cutter type hose end, it is very common for the inner tube of the liner, which is captured between the nipple and cutter, to be torn off and to remain in place. If this happens, the rubber must be removed before the hose end can be reused—and it is a bear to get out. With SWIVEL-SEAL the chances of this happening are greatly diminished because the cutter can rotate with respect to the nipple so that the rubber is faced with only one moving surface. The procedure is as follows: Place the socket in a vise, and with a wrench on the nipple and another on the cutter, hold the nipple and turn the cutter until the socket is disengaged. Then pull the hose off the nipple. This method will only work with the angled SWIVEL-SEALS. With the straight hose ends, you can either hold the socket in the vise and turn the nipple or you can remove the cutter from the nipple. All parts of the SWIVEL-SEAL are ready for reuse as soon as they have been cleaned and relubricated.

WE HAVE BEEN TOLD that our previous catalogs have been difficult to understand. This edition tries to reduce some of this confusion by separating the technical portion of the catalog (which we feel is important) from the display portion of the catalog (which we find must be kept in its most efficient possible form).

“AN” Thread Sizes

“AN” (Army-Navy) Sizes were established by the Aerospace industry years ago and were designated O.D. of the rigid metal tube that each size fitting is used with. (The chart to the right will clarify this point.)

The numbers assigned equate to the O.D. (outside diameters) of the tubing in 1/16". Since tubing and hoses are to be found with assorted wall thicknesses we can now understand that the designated size number does not necessarily tell you how large the inside diameter will be. (For example, the inside diameter of an Earl's size 6 hose end is nearly as large as the inside diameter of some other manufacturers' -8 hose ends.)

Each AN size number has its own standard thread size which can be seen in column three of the chart. Again, these are the same thread sizes that have been used in aircraft and industrial applications for many years.

AN Size	Metal Tube O.D.	Thread Size
2	1/8	5/16-24 SAE
3	3/16	3/8-24 SAE
4	1/4	7/16-20 SAE
5	5/16	1/2-20 SAE
6	3/8	9/16-18 SAE
8	1/2	3/4-16 SAE
10	5/8	7/8-14 SAE
12	3/4	1-1/16-12 SAE
16	1"	1-5/8-12 SAE
20	1-1/4	1-5/8-12 SAE
24	1-1/2	1-7/8-12 SAE
28	1-3/4	2-1/4-12 SAE
32	2"	2-1/2-12 SAE



WE CAN NOW LEAVE AN thread sizing and head on to the next category which is N.P.T. (National Pipe Threads). National Pipe Threads are the next most popular thread size used in “Competition Plumbing.” We can actually find a resemblance between the size call outs and the I.D. (inside diameter) of the fitting as shown in the chart below.

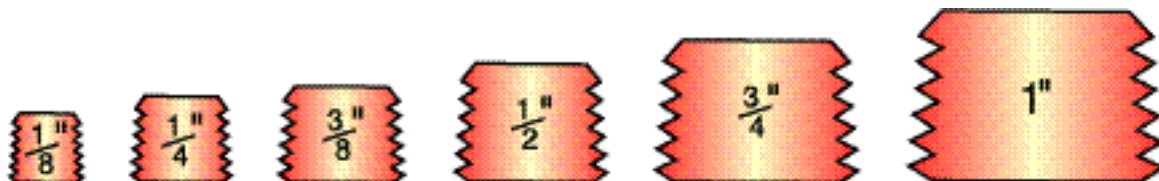
“NPT” Thread Sizes

Some of the most popular adapter fittings shown in our catalog are AN to NPT adapters. While many variations are offered, column four in the chart shows which AN size corresponds to each NPT size when inside diameters (flow dimensions) are considered.

All Earl's Swivel-Seal™ hose ends are designed to provide little or no restriction when used with the corresponding AN fitting size.

We also offer a number of Metric and British Standard Pipe threads to AN fitting adapters.

Pipe Thread Size	Threads Per Inch	Theoretical I.D. of Ftg.	Closest AN Ftg. Size
1/16"	27	1/16"	
1/8"	27	1/8"	4
1/4"	18	1/4"	6
3/8"	18	3/8"	8
1/2"	14	1/2"	10
3/4"	14	3/4"	12
1"	11-1/2	1"	16
1-1/4"	11-1/2	1-1/4"	20
1-1/2"	11-1/2	1-1/2"	24
2"	11-1/2	2"	32

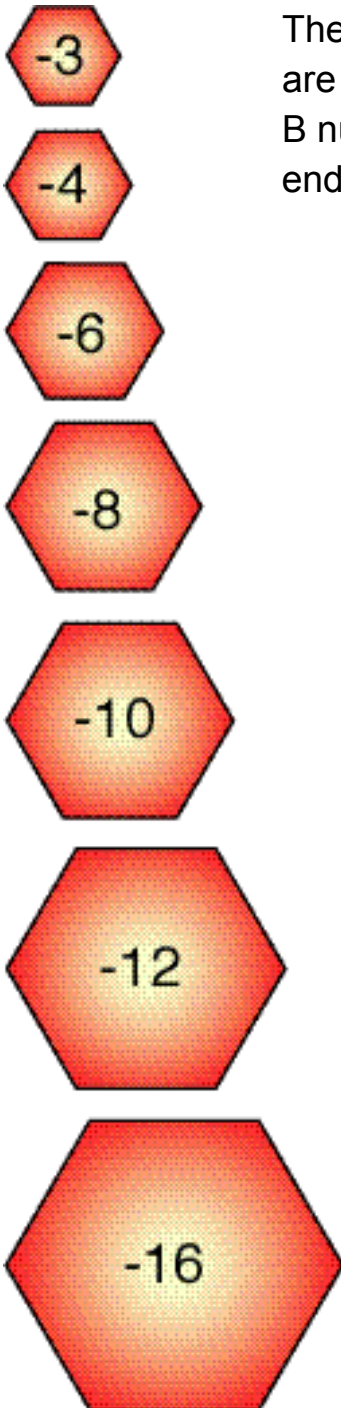




Pressure Test All Hose Assemblies Before Installation!

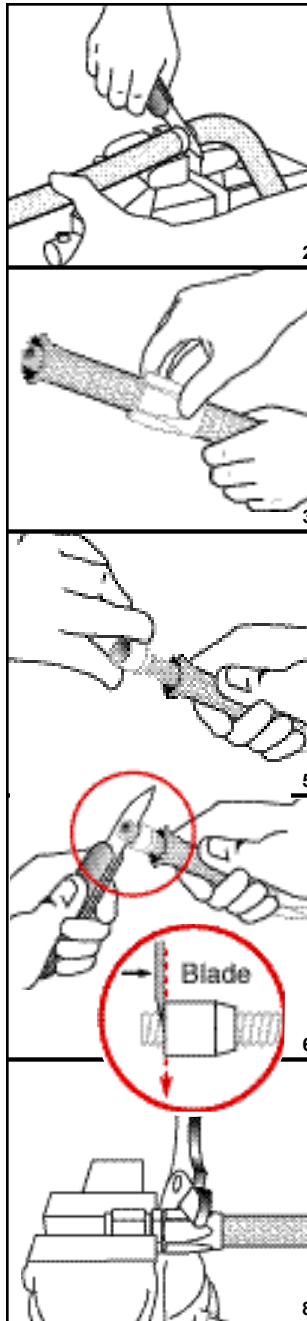
ASSEMBLY INSTRUCTIONS

B-NUT CHART



The following chart are the actual size of B nuts used on hose ends and adapters.

SPEED-SEAL SL™ or SPEED-SEAL II™ Hose Ends with SPEED-FLEX SL™ or SPEED-FLEX II™ Hose



1. Establish required hose length and allow for hose ends. Add 1/2" for trimming later.

2. Tightly wrap the hose at the cut-off point with a single layer of masking tape. Cut through the tape, Nomex braid and liner with a sharp knife. **DO NOT** use a hacksaw or friction saw.

3. Slide the socket over the end of the hose.

4. Remove the masking tape.

5. Slide Nomex braid back and thread the olive over the hose liner until the liner protrudes slightly past the end of the olive. Using a sharp knife, trim the liner flush with the end of the olive. This is very important. Make sure that none of the braid is trapped between the olive and liner.

6. Pull the braid up over the olive. Be certain that it does not protrude past the edge of the olive. If it does, trim with sharp knife or scissors to 1/4" behind the edge of the olive.

7. Lubricate the male threads of the nipple with a light oil.
8. Pull the socket up over the olive as far as possible and start threading the nipple into the socket by HAND.

8. Hold the hose end body in a vise and tighten the socket until the socket bottoms against the nipple hex.

9. Pressure test all hose assemblies before use.

10. Due to its extreme flexibility, convoluted hose tends to straighten under pressure. Hose runs must be anchored on each side of every bend. Tie-wraps and saddles or cushion clamps are suitable anchors.

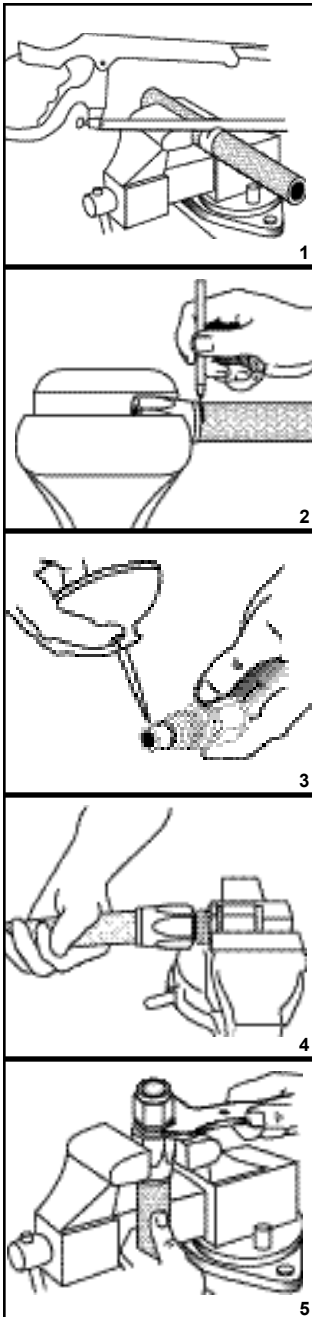
11. The features which make convoluted teflon hose light in weight also make it susceptible to abrasion and crushing. Care must be taken so that hose does not come into contact with objects that might damage it.



Pressure Test All Hose Assemblies Before Installation!

ASSEMBLY INSTRUCTIONS

Swivel-Seal™ Hose Ends with Perform-O-Flex™ or Auto-Flex™ Hose



1. Cut the hose to the required length.
 - a. Measure distance between ports or adapter fittings along the path that the hose run will follow —allowing for bend radius, hose end length and offset to obtain length and hose required.
 - b. Cut the hose square with a radiac wheel or a sharp 32 teeth per inch hacksaw blade. It is necessary to wrap it tightly with electrical or masking tape before cutting and to cut through the tape. This helps to prevent the stainless wire braid from fraying.
 - c. Trim any frayed ends of the braid with a sharp pair of metal snips or diagonal cutters and remove the tape.

2. Place the socket in a vise and insert the end of the hose into the socket until the hose butts against the bottom of the threads provided for the cutter. Gently pull the hose back until there is a 1/16" to 1/8" gap between the end of the hose and the bottom of the threads —mark hose at bottom of socket with a felt pen so that you can detect any tendency of the hose to be pushed out as you complete the assembly.

3. Lubricate the inside of the hose, the cutter threads and the socket threads with Earl's assembly lube or engine oil. Place the nipple in a vise.

4. Holding the hose and not the socket, push the hose and the socket onto the nipple until the socket threads can be started on the cutter. Holding the hose and not the socket, start the threads and go as far as you can by hand. Depending on the size of the hose, some force may be necessary in this part of the operation.

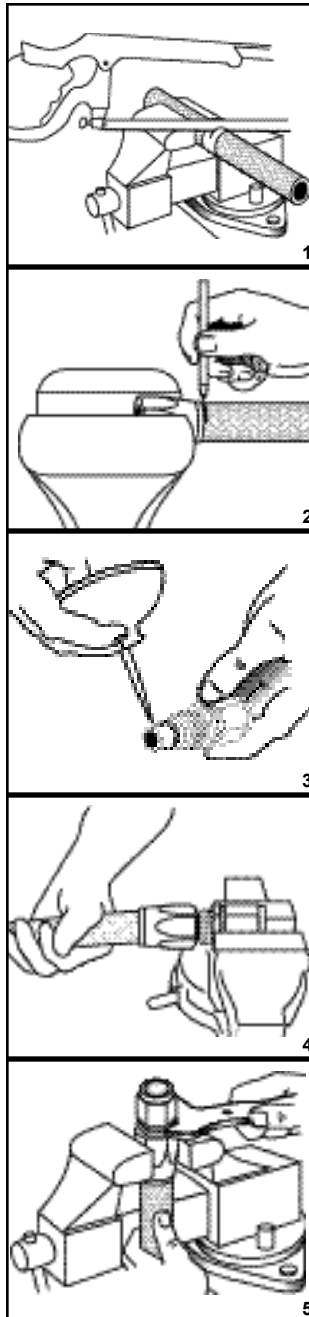
5. To complete the assembly it doesn't matter whether the nipple or the socket is held in the vise. Holding one or the other in the vise and using a suitable wrench on the other, tighten the socket onto the cutter threads until the socket is within .060" of bottoming on the nipple. Do not use an adjustable or over-size wrench or you will damage either the nipple or the socket.

6. Check the mark that you made on the hose in Step 2. If the hose has backed more than about 1/16" out of the socket as you assembled it, curse and return to Step 3.

7. Clean the hose and the hose ends with CLEAN solvent.

8. Pressure test the assembly before letting it out of your sight. Further check the assembly by running the system at full pressure while you observe the hose, hose ends, and adapters for leaks.

Auto-Fit™ Hose Ends with Perform-O-Flex™ or Auto-Flex™ Hose



1. Cut the hose to the required length.
 - a. Measure distance between ports or adapter fittings along the path that the hose run will follow —allowing for bend radius, hose end length and offset to obtain length and hose required.
 - b. Cut the hose square with a radiac wheel or a sharp 32 teeth per inch hacksaw blade. It is necessary to wrap it tightly with electrical or masking tape before cutting and to cut through the tape. This helps to prevent the stainless wire braid from fraying.
 - c. Trim any frayed ends of the braid with a sharp pair of metal snips or diagonal cutters and remove the tape.

2. Place the socket in a vise and insert the end of the hose into the socket until the hose butts against the bottom of the threads. Gently pull the hose back until there is a 1/16" to 1/8" gap between the end of the hose and the bottom of the socket —mark hose at bottom of socket with a felt pen so that you can detect any tendency of the hose to be pushed out as you complete the assembly.

3. Lubricate the inside of the hose, the nipple threads and the socket threads with Earl's Assembly Lube or Engine Oil. Place the nipple in a vise.

4. Holding the hose and not the socket, push the hose and the socket onto the nipple until the socket threads can be started on the nipple. Holding the hose and not the socket, start the threads and go as far as you can by hand. Depending on the size of the hose, some force may be necessary in this part of the operation.

5. To complete the assembly it doesn't matter whether the nipple or the socket is held in the vise. Holding one or the other in the vise and using a suitable wrench on the other, tighten the socket onto the cutter threads until the socket is within .060" of bottoming on the nipple. Do not use an adjustable or over-size wrench or you will damage either the nipple or the socket.

6. Check the mark that you made on the hose in Step 2. If the hose has backed more than about 1/16" out of the socket as you assembled it, return to Step 3.

7. Clean the hose and the hose ends with CLEAN solvent.

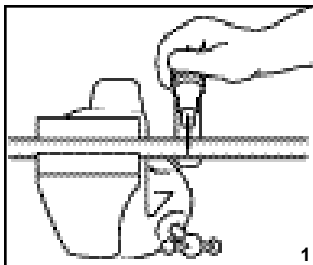
8. Pressure test the assembly before letting it out of your sight. Further check the assembly by running the system at full pressure while you observe the hose, hose ends, and adapters for leaks.



Pressure Test All Hose Assemblies Before Installation!

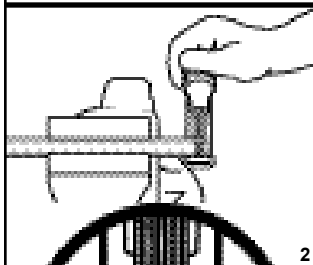
ASSEMBLY INSTRUCTIONS

TUBE-MATE AUTO-FIT™ Hose Ends with PERFORM-O-FLEX™ or AUTO-FLEX™ Hose

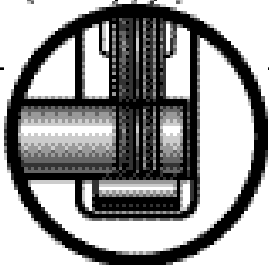


1. Assemble the tube-mate end onto the hose onto the hose per Auto-Fit hose and instructions.

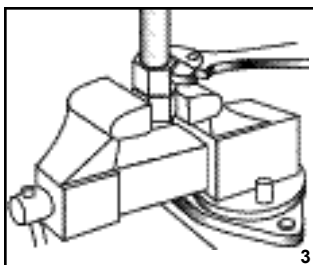
2. Cut and de-burr the tubing. The cut must be square.



3. Using the TUBE-MATE grooving tool, groove the tubing. The tubing may also be beaded (or barbed). See Earl's new tube beading tool.

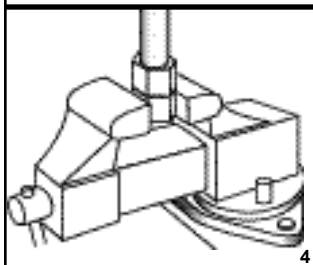


4. Push the tubing into the correct size Tube-Mate until it bottoms.



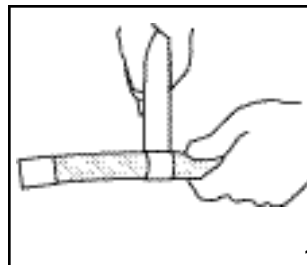
5. Tighten the TUBE-MATE nut.

6. Blow the assembly clean and pressure test before running the car.

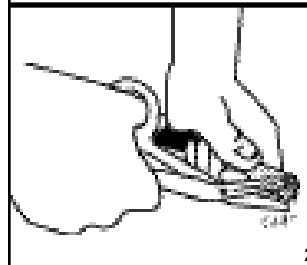


NOTE: TUBE-MATE hose ends are designed to be used only with beaded, barbed or grooved rigid tubing at no more than 25 psi working pressure.

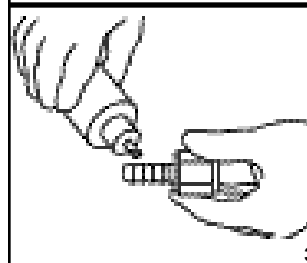
AUTO-MATE™ Hose Ends with PERFORM-O-FLEX™ or AUTO-FLEX™ Hose



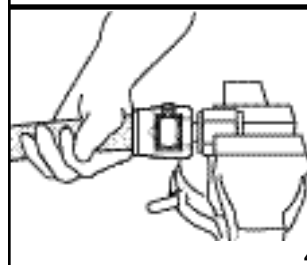
1. Cut the hose square with a Radianc wheel or a fine tooth hacksaw. It is necessary to wrap the hose tightly with masking or electrical tape and to cut through the tape. This helps to prevent the stainless braid from fraying.



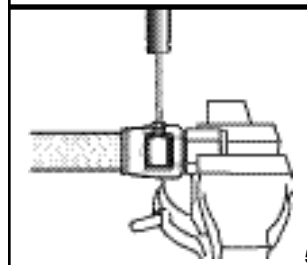
2. Trim any frayed ends of the braid with sharp snips or diagonal cutters and remove the tape.



3. Slip the ECON-O-FIT collar over the end of the hose.



4. Lubricate the inside of the hose and the outside of the AUTO-MATE nipple.



5. Push the AUTO-MATE into the hose until it bottoms against the socket.

6. Tighten the ECON-O-FIT hose clamp.

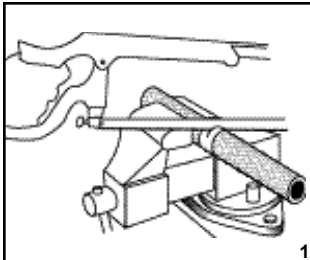
7. Blow the assembly clean and pressure test before running the car.

STOP-AND READ

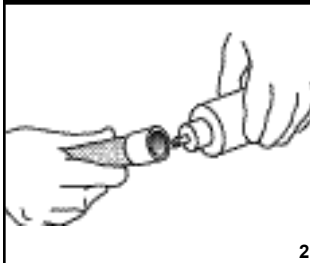
Pressure Test All Hose Assemblies Before Installation!

ASSEMBLY INSTRUCTIONS

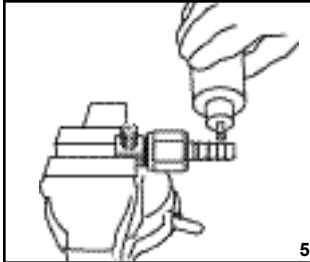
AUTO-CRIMP™ Hose Ends with PERFORM-O-FLEX™ or AUTO-FLEX™ Hose



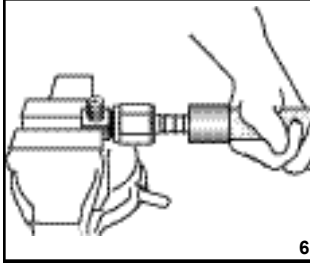
1. Cut the hose square with a radiac wheel or a fine tooth hacksaw. It is necessary to wrap the hose tightly with masking or electrical tape and to cut through the tape. This helps to prevent the stainless braid from fraying.



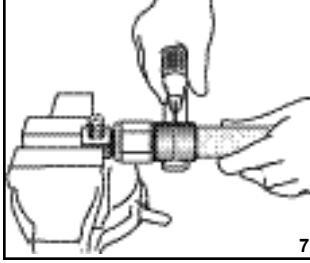
2. Trim any frayed ends of the braid with sharp snips or diagonal cutters and remove the tape.



3. Slip the AUTO-CRIMP collar over the end of the hose.



4. Lubricate the inside of the hose and the outside of the AUTO-MATE nipple.



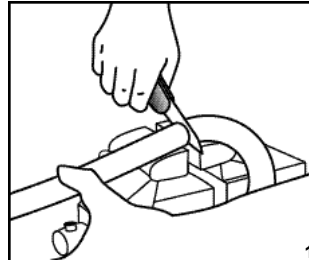
5. Place a suitable adapter fitting in a vise. Screw the AUTO-MATE hose end onto the adapter and tighten.

6. Push the AUTO-MATE hose end into the hose until it bottoms against the collar.

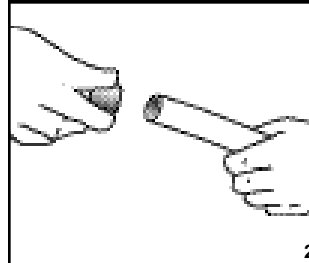
7. Place the AUTO-CRIMP tool approximately in the center of the collar. Tighten the roller until it contacts the collar. Alternately turning the handle and tightening the roller, crimp the collar until its diameter has been reduced sufficiently to show the hose end barbs as ridges in the collar.

8. Blow the assembly clean and pressure test before running the car.

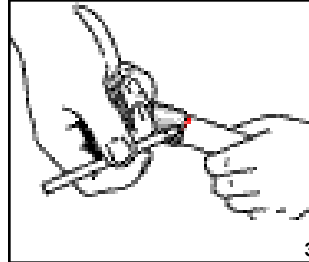
SUPER STOCK™ Hose Ends with SUPER-STOCK Hose



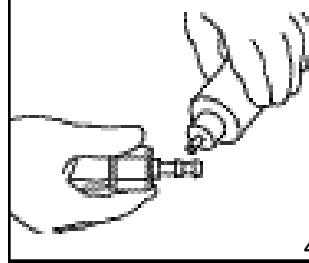
1. Cut the hose square with a sharp knife.



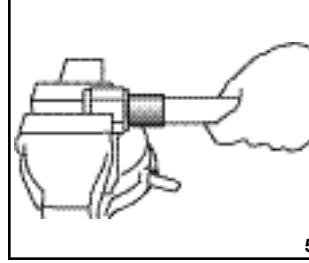
2. Slip the aluminum collar over the hose.



3. Mark the hose at the back of the collar.



4. Lubricate the inside of the hose and the outside of the nipple. Use assembly lube or engine oil. Do not use a silicon-based lube.



5. Push the hose end into the hose until it bottoms.

6. Check the mark made on the hose in Step 3 to ensure that the hose end has indeed bottomed against the end of the hose.

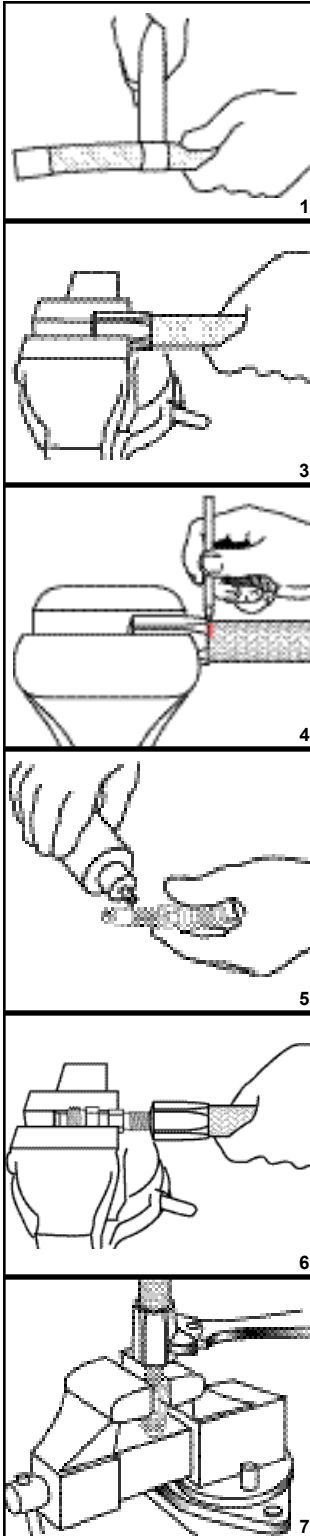
7. Blow the assembly clean and pressure test before running the car.



Pressure Test All Hose Assemblies Before Installation!

ASSEMBLY INSTRUCTIONS

Power Steering Hose Ends with POWER STEERING Hose



1. Cut the hose square with a radiac wheel or a fine tooth hacksaw. It is necessary to wrap the hose tightly with masking or electrical tape and to cut through the tape. This helps to prevent the steel braid from fraying.

2. Trim any frayed ends of the braid with sharp snips or diagonal cutters and remove the tape.

3. Thread the socket over the end of the hose until it bottoms.
NOTE: Thread is left handed.

4. Mark the hose at the back end of the socket.

5. Lubricate the inside of the hose and the outside of the nipple (including the threads).

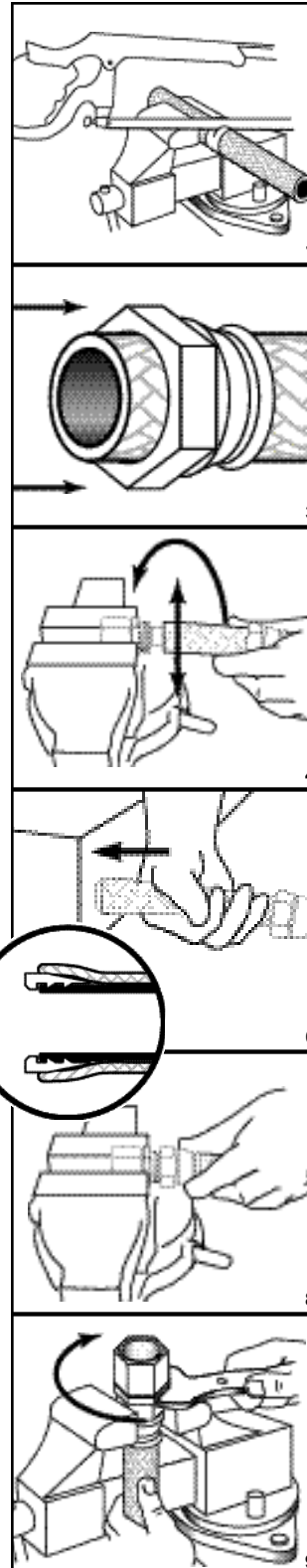
6. Push the hose end into the hose and thread the nipple onto the hose end as far as possible by hand.

7. Clamp the nipple in a vise and tighten the hose end until it bottoms against the nipple.

8. Check the mark made on the hose in Step 3 to ensure that the hose did not back out of the socket while tightening.

9. Blow the assembly clean and pressure test before running the car.

Speed-Flex™ Hose Ends with Speed-Flex™ Hose



BRAKE LINES are critical items. The potential penalties for improper assembly are severe. Although there is nothing complicated about the procedure and no special tools are required, extreme care must be used in assembly. We strongly recommend that the following procedures be used:

1. Cut the hose to the required length. We recommend the use of a radiac wheel but it can be done satisfactorily with a 32 teeth per inch hacksaw blade. In either case, the hose must be tightly wrapped with electrical or masking tape and the cut made through the tape. Do not cut SPEED-FLEX hose with a chisel, snips, pliers, or a shear as these may crush the Teflon liner.

2. De-burr the Teflon and trim any loose ends of braid with sharp snips or diagonal cutting pliers.

3. Install the socket on the hose with the threaded end of the socket toward the cut end of the hose. This will be a lot easier and you will end up with fewer holes in your hand if you clamp the socket in a vise. Push socket on well beyond end.

4. Place the hex portion of the nipple in the vise. Insert the end of the hose onto the nipple and bottom the hose against the chamfer seat of the nipple with a rotary motion of the hose. This will size the I.D. of the Teflon tube.

5. Separate the braid from the O.D. of the Teflon tube. The best way is to use Earl's special braid spreader tool for sizes 3+4 (see Plumbing Accessories Section). In the absence of the tool, separate the braid with a small screwdriver or a scribe. Be careful not to scratch or nick the Teflon.

6. Install the sleeve between the braid and the Teflon tube. Make sure that none of the braid is trapped between the Teflon and the sleeve. Bottom the tube against the shoulder of the sleeve and make sure that the sleeve is inserted square.

7. With the nipple held in the vise, push the hose and the sleeve onto the nipple until the sleeve bottoms. Remove the hose and make sure that the Teflon tube is still bottomed against the shoulder of the sleeve and that the sleeve is still square.

8. Push the hose and sleeve back onto the nipple and bottom against the chamfer. Oil the nipple threads. Start the socket onto the nipple threads and hand tighten.

9. Place the socket in the vise and complete the assembly by tightening the nipple onto the socket with a wrench until the gap between the face of the socket and the hex of the nipple .023" to .046" —use a feeler gauge.

10. Blow the assembly clean and pressure test before running the car.